



# Virginia Military Factbook

*Presented by the*  
**Secretary of Veterans  
and Defense Affairs**

2022



# Contents

<b>Study Overview</b>	<b>2</b>
<b>How Virginia Ranks</b>	<b>4</b>
<b>Statewide Defense Economic Impacts</b>	<b>6</b>
<b>Region 1</b>	<b>8</b>
City of Montgomery	10
City of Radford	11
Pulaski County	11
<b>Region 2</b>	<b>12</b>
Nottoway County	14
Brunswick County	15
Dinwiddie County	15
<b>Region 3</b>	<b>16</b>
Chesterfield County	18
Prince George County	19
<b>Region 4</b>	<b>20</b>
Accomack County	22
City of Norfolk	23
City of Chesapeake	24
City of Portsmouth	25
City of Hampton	26
City of Virginia Beach	27
City of Newport News	28
York County	29
<b>Region 5</b>	<b>30</b>
Caroline County	32
King George County	33
Stafford County	35
<b>Region 6</b>	<b>36</b>
Arlington County	38
Fairfax County	39
Prince William County	41
<b>Region 7</b>	<b>42</b>
Albemarle County	44
City of Charlottesville	45
<b>Veterans &amp; Defense Support</b>	<b>46</b>
<b>Conclusion</b>	<b>48</b>
<b>Jurisdictions by Region</b>	<b>50</b>



# Virginia Military Facts



Virginia’s military ties span the arc of America’s 400-year history. We are united culturally and economically. This Factbook, updated from 2020, illustrates Virginia’s significant economic benefit from military and defense industry investments. Those investments positively impact each of our 95 counties and 38 independent cities; my office is working and partnering to ensure they grow. Through military and local defense community partnerships that improve compatibility and resilience, as well as quality of life, for our service members, families, Veterans, and all Virginians, we will win opportunities that grow military and defense sector investments. Such partnerships increase prosperity for all, and directly contribute to making Virginia the best place to live, work, and raise a family. I hope this booklet will serve as an informative and foundational reference.

## Total Statewide Economic Impact \$105.5 B

<b>Percent of Virginia Economy</b>	<b>19%</b>
<b>Direct, Indirect, &amp; Induced Jobs</b>	<b>872,845</b>
Buildings Owned by the Military	8,128
Total Acreage Owned (all installations)	265,848
Plant Replacement Value	\$61.6B
Military Personnel	130,607
Reserve Personnel	17,260
National Guard Personnel	8,470
Civilian Personnel	98,366
Total Veterans in Virginia	713,344
Total Military Retirees in Virginia	157,978

<sup>1</sup> Department of Defense, Base Structures Report – FY 2018 Baseline

<sup>2</sup> Defense Manpower Data Center – Military and Civilian Personnel By Service / Agency by State / Country (Dec 2020)

<sup>3</sup> U.S. Department of Veterans Affairs, 2021

<sup>4</sup> Department of Defense, Office of the Actuary, 2020

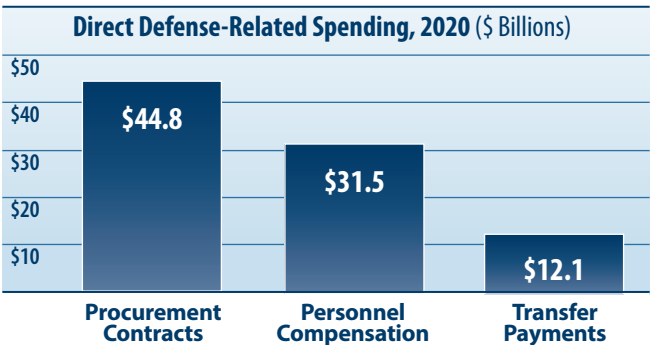


# Study Overview

To better understand the value-added economic impacts of defense-related spending flowing into and throughout the Commonwealth, the Secretary of Veterans and Defense Affairs, in 2020, commissioned a comprehensive economic impact assessment. This 2022 factbook provides the first of future biannual updates to that assessment.

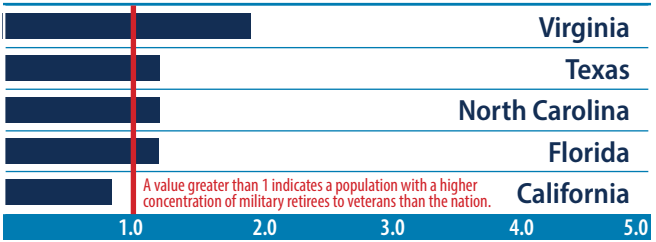
This updated study was conducted using the same methods of the original study so as to provide a true comparison between 2020 and 2022. The study examined the most recent federal defense-related spending data which included Department of Defense (DoD) and Homeland Security (DHS) contracts, annual compensation of all active duty and civilian personnel, National Guardsmen, and Reservists assigned to Virginia installations, and the monetary benefits provided to the veterans and military retirees who call Virginia home.

The study utilizes the IMPLAN input-output model to trace the multiplier effect associated with direct defense-related spending. As its name implies, the multiplier effect tracks how direct spending ripples (or multiplies) through the state economy generating additional spending effects, often called indirect and induced impacts. The impacts summarized in this factbook are jobs and Gross Regional Product. This method was purposefully chosen to accurately portray the value-added impact to the Commonwealth's economy.



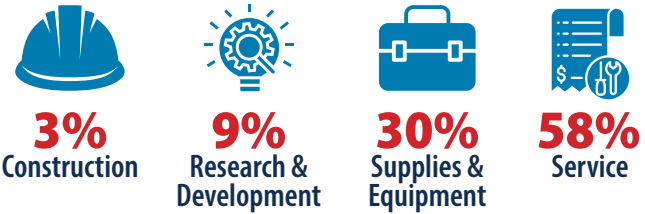
# Impacts by the Numbers

## Concentration of Military Retirees to Veterans

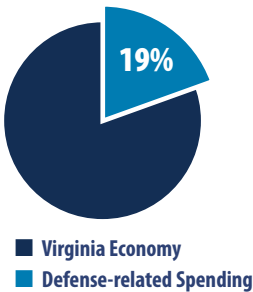


Virginia boasts the highest concentration of military retirees in the nation, and increased from 2018 to double the national average. This is important to the Commonwealth because retirees provide leadership in their communities, contribute to a highly skilled and well compensated workforce, and generate additional economic impacts across the Commonwealth.

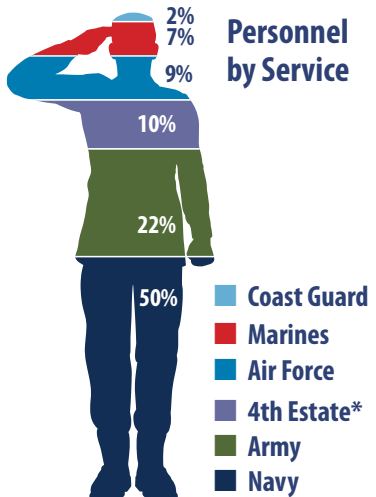
## Contract Values by Type



## Defense-related Spending



## Personnel by Service



\* Refers to personnel working in DoD agencies not directly tied to a military service, such as for the Office of the Secretary of Defense, Defense Commissary Agency, DARPA, etc.



# How Virginia Ranks Nationally



Virginia ranks

**1<sup>st</sup>** in DoD Contracts  
**AS A PERCENTAGE  
OF STATE ECONOMY**



Virginia ranks

**1<sup>st</sup>** in  
**PERCENTAGE OF  
FEMALE VETERANS**



Virginia ranks

**1<sup>st</sup>** in  
**WALLETHUB'S  
BEST STATES FOR  
MILITARY RETIREES**  
*(4th year in a row)*



Virginia ranks

**1<sup>st</sup>** in number of  
**VETERANS IN  
THE WORKFORCE  
PER CAPITA**



# Virginia hosts a variety of missions critical to our Nation's defense

---

## Virginia is home to:

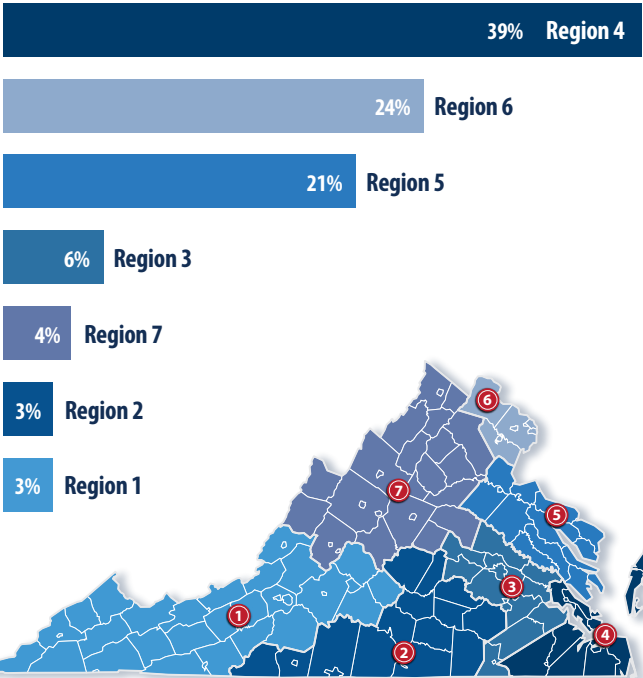
- ★ The Pentagon – headquarters of the Department of Defense
- ★ The National Guard Bureau – the federal instrument responsible for the administration of the United States National Guard
- ★ NATO's Allied Command Transformation – the only NATO headquarters located on U.S. soil
- ★ Major headquarters for the Army, Navy, Air Force, Marines, and Coast Guard
- ★ The US Navy's East Coast Master Jet Base – NAS Oceana
- ★ The Fort Pickett National Guard Maneuver Training Center, one of only four facilities on the East Coast able to accommodate a wide range of live fire gunnery
- ★ Three of the twelve joint bases in the Department of Defense – Joint Base Myer-Henderson Hall, Joint Base Langley-Eustis, and Joint Expeditionary Base Little Creek-Fort Story
- ★ The largest naval base in the world – Norfolk Naval Station
- ★ The Headquarters of Air Combat Command and the longest continuously active air force base in the world – the Langley side of Joint Base Langley-Eustis
- ★ Rivanna Station – an interagency intelligence location hosting the Defense Intelligence Agency and the National Ground Intelligence Center
- ★ The Potomac River Test Range Complex that consists of 715 acres of land and 169 square nautical miles of water
- ★ A world-class transportation hub, academic centers of excellence and a strong history and heritage of service
- ★ A specialized work force that is connected with the military missions



# State and Regional Impacts

## Defense Spending as a Percentage of Each Region's Economy

Percentage of Gross Regional Product



## Total Employment Impacts of Defense Activities

Number of Jobs Per Region

Region 6	409,463
Region 4	331,954
Region 3	54,220
Region 5	34,948
Region 7	20,051
Region 1	16,600
Region 2	5,610





# Statewide Economic Impact Estimates

## Statewide Economic Impacts *(in 2022 USD)*

<b>Total Economic Impact</b>	<b>\$105.5 B</b>
Percentage of Economy	19%
Total Jobs	872,845
Average Defense-Related Income	\$88,979
Average State Income	\$68,611

## Direct Defense Spending *(in 2020 USD)*

Defense Contracts	\$44.77 B
Personnel Compensation	\$31.54 B
Pensions and Transfers	\$12.05 B
<b>Total Defense Spending</b>	<b>\$88.36</b>

## Impacts by Components *(in 2022 USD)*

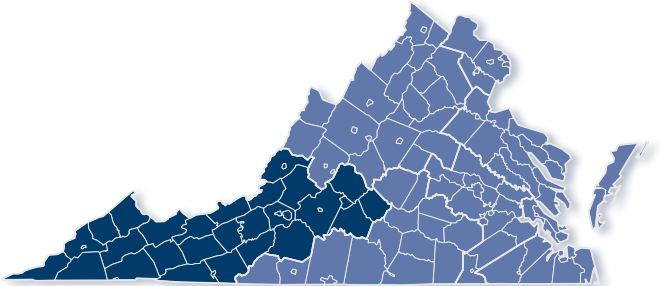
<b>Defense Contracts</b>	
Economic Impact	\$44.7 B
Jobs Supported	399,960
<b>Personnel Compensation</b>	
Economic Impact	\$51.3 B
Jobs Supported	382,520
<b>Pensions &amp; Transfers</b>	
Economic Impact	\$9.5 B
Jobs Supported	92,252

Source: U.S. Department of Defense, U.S. Department of Veterans Affairs, U.S. Department of Treasury, U.S. Department of Homeland Security, U.S. Bureau of Economic Analysis, IMPLAN version 5.



# Region 1

---



The western most region of Virginia has a variety of defense-related impact. In 2021, Region 1 saw \$1.75 billion in direct defense-related spending, mostly in pensions and medical care. Defense contracts accounted for over half a billion dollars and were mostly within the ammunitions manufacturing and facilities support services industries. Many of these contracts were executed by BAE Systems, a major national defense contractor which oversees operations at the Radford Army Ammunition Plant. Having robust contract opportunities is a leading reason why the region sees over 17,000 jobs influenced by defense-industry spending. All told, Region 1 can attribute \$1.2 billion in economic impact (approximately 3% of the total region economy) to defense-related spending.



# Region 1 – Economic Impact Estimates

<b>Total Regional Economic Impacts</b> <i>(in 2022 USD)</i>	
<b>Regional Economic Impact</b>	<b>\$1.3 B</b>
Percentage of Economy	3%
Total Jobs (Direct, Indirect, and Induced)	16,600
Average Defense-Related Income	\$52,270
Average Regional Income	\$48,402

<b>Direct Defense Spending</b> <i>(in 2020 USD)</i>	
Defense Contracts	\$551 M
Personnel Compensation	\$185.5 M
Pensions and Transfers	\$1.01 M
<b>Total Defense Spending</b>	<b>\$1.75 B</b>

<b>Impacts by Component</b> <i>(in 2022 USD)</i>	
<b>Defense Contracts</b>	
Economic Impact	\$253.4 M
Jobs Supported	2,424
<b>Personnel Compensation</b>	
Economic Impact	\$311.4 M
Jobs Supported	5,851
<b>Pensions &amp; Transfers</b>	
Economic Impact	\$311.4 M
Jobs Supported	8,324

*Source: U.S. Department of Defense, U.S. Department of Veterans Affairs, U.S. Department of Treasury, U.S. Department of Homeland Security, U.S. Bureau of Economic Analysis, IMPLAN version 5.*



# Region 1



## Home to:

- ★ Radford Army Ammunition Plant
- ★ Salem Veterans Affairs Medical Center

The Radford Army Ammunition Plant totals over 6,000 acres spread across Montgomery County and Pulaski County and is located immediately adjacent to the City of Radford. The plant was built in the 1940s to support the war effort and, since then, has played an important role in every American conflict. Today the Radford Plant is the core propellant-manufacturing facility for the Department of Defense, capable of producing mass quantities of solvent and solvent-less propellants to support direct fire, indirect fire, and rocket applications. In July, 2022 BAE Systems received a \$1.29 billion contract modification from the U.S. Army to continue operations onsite, ensuring a bright future for the plant.

## Montgomery County

### Total County Impact *(in 2022 USD)*

County Economic Impact	\$119.4 M
Percentage of Economy	3%
Total Jobs (Direct, Indirect, and Induced)	1,348
Average Defense-related Income	\$59,319
Average County Income	\$53,541

### Direct Defense Spending *(in 2020 USD)*

Defense Contracts	\$54.8 M
Personnel Compensation	\$20.8 M
Pensions & Transfers	\$46.6 M
<b>Total Defense Spending</b>	<b>\$122.2 M</b>

Source: U.S. Department of Defense, U.S. Department of Veterans Affairs, U.S. Department of Treasury, U.S. Department of Homeland Security, U.S. Bureau of Economic Analysis, IMPLAN version 5.



# Region 1

## City of Radford

<b>Total City Impact (in 2022 USD)</b>	
<b>City Economic Impact</b>	<b>\$137.5 M</b>
Percentage of Economy	11%
Total Jobs (Direct, Indirect, and Induced)	1,241
Average Defense-Related Income	\$75,141
Average County Income	\$65,382
<b>Direct Defense Spending (in 2020 USD)</b>	
Defense Contracts	\$294.2 M
Personnel Compensation	\$9.5 M
Pensions & Transfers	\$7.9 M
<b>Total Defense Spending</b>	<b>\$311.5 M</b>

Source: U.S. Department of Defense, U.S. Department of Veterans Affairs, U.S. Department of Treasury, U.S. Department of Homeland Security, U.S. Bureau of Economic Analysis, IMPLAN version 5.

## Pulaski County

<b>Total County Impact (in 2022 USD)</b>	
<b>County Economic Impact</b>	<b>\$25.2 M</b>
Percentage of Economy	2%
Total Jobs (Direct, Indirect, and Induced)	370
Average Defense-Related Income	\$45,422
Average County Income	\$48,770
<b>Direct Defense Spending (in 2020 USD)</b>	
Defense Contracts	\$6.2 M
Personnel Compensation	\$4.0 M
Pensions & Transfers	\$21.5 M
<b>Total Defense Spending</b>	<b>\$31.7 M</b>

Source: U.S. Department of Defense, U.S. Department of Veterans Affairs, U.S. Department of Treasury, U.S. Department of Homeland Security, U.S. Bureau of Economic Analysis, IMPLAN version 5.

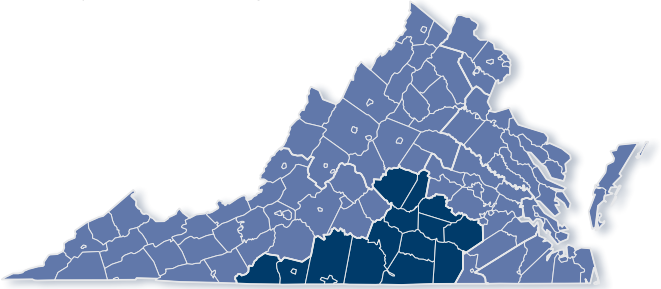


# Region 2

---



Fort Pickett Army National Guard Maneuver Training Center.



**R**egion 2 is home to the Fort Pickett Army National Guard Maneuver Training Center (MTC), a state of the art facility which provides training for national guard Soldiers from across the nation as well as various federal and state law enforcement entities. In 2020, the region received over \$510 million in direct defense-related spending, mostly as payments in support of personnel compensation and veteran and military retirees. This spending showed an increase of over 14% from 2018; evidence that the region’s ties to the defense industry are only growing. Combined, defense-related activities supported over 5,600 total jobs (direct, indirect, or induced) and \$390 million dollars in total economic impacts consisting of roughly 3% of the region economy.



# Region 2 – Economic Impact Estimates

## Total Regional Economic Impacts *(in 2022 USD)*

<b>Regional Economic Impact</b>	<b>\$391.1 M</b>
Percentage of Economy	3%
Total Job (Direct, Indirect, and Induced)	5,610
Average Defense-Related Income	\$45,481
Average Regional Income	\$42,117

## Direct Defense Spending *(in 2020 USD)*

Defense Contracts	\$25.6 M
Personnel Compensation	\$64.6 M
Pensions & Transfers	\$420.1 M
<b>Total Defense Spending</b>	<b>\$510.2 M</b>

## Impacts by Component *(in 2022 USD)*

<b>Defense Contracts</b>	
Economic Impact	\$45.3 M
Jobs Supported	601
<b>Personnel Compensation</b>	
Economic Impact	\$107.6 M
Jobs Supported	1,980
<b>Pensions &amp; Transfers</b>	
Economic Impact	\$238.3 M
Jobs Supported	3,029

Source: U.S. Department of Defense, U.S. Department of Veterans Affairs, U.S. Department of Treasury, U.S. Department of Homeland Security, U.S. Bureau of Economic Analysis, IMPLAN version 5.



# Region 2



## Home to:

- ★ Fort Pickett\* Army National Guard Maneuver Training Center

Fort Pickett Army National Guard Maneuver Training Center (MTC) totals over 40,000 acres primarily spread across Brunswick, Nottoway, and Dinwiddie Counties. The MTC is an Army National Guard training facility serving soldiers from regional National Guard units, active military units from other installations, and soldiers from all branches of the military. The highlight of this installation is a 832-acre Multi-Purpose Range Complex (MPRC) which underwent extensive renovations and improvements throughout 2020. The MPRC is one of only four such facilities on the east coast and can accommodate live fire maneuvers from a wide variety of military systems including Bradley Fighting Vehicles, Abrams Main Battle Tanks, amphibious assault vehicles, and rotary wing aircraft. Fort Pickett also regularly hosts training from various non-DoD organization such as the US Marshal Service, FBI, ATF, and Civil Air Patrol.

*\*Pending approval by Congress, the DoD Naming Commission recommended Fort Pickett be redesignated as Fort Barfoot*

## Nottoway County

### Total County Impact (in 2022 USD)

County Economic Impact	\$19.5 M
Percentage of Economy	4%
Total Jobs (Direct, Indirect, and Induced)	252
Average Defense-related Income	\$50,621
Average County Income	\$46,055

### Direct Defense Spending (in 2020 USD)

Defense Contracts	\$10.4 M
Personnel Compensation	\$2.9 M
Pensions & Transfers	\$16.1 M
<b>Total Defense Spending</b>	<b>\$29.4 M</b>

*Source: U.S. Department of Defense, U.S. Department of Veterans Affairs, U.S. Department of Treasury, U.S. Department of Homeland Security, U.S. Bureau of Economic Analysis, IMPLAN version 5.*





# Region 2

## Brunswick County

<b>Total County Impact (in 2022 USD)</b>	
<b>County Economic Impact</b>	<b>\$9.0 M</b>
Percentage of Economy	3%
Total Jobs (Direct, Indirect, and Induced)	242
Average Defense-related Income	\$22,008
Average County Income	\$35,837
<b>Direct Defense Spending (in 2020 USD)</b>	
Defense Contracts	\$0
Personnel Compensation	\$2.2 M
Pensions & Transfers	\$23.1 M
<b>Total Defense Spending</b>	<b>\$25.4 M</b>

Source: U.S. Department of Defense, U.S. Department of Veterans Affairs, U.S. Department of Treasury, U.S. Department of Homeland Security, U.S. Bureau of Economic Analysis, IMPLAN version 5.

## Dinwiddie County

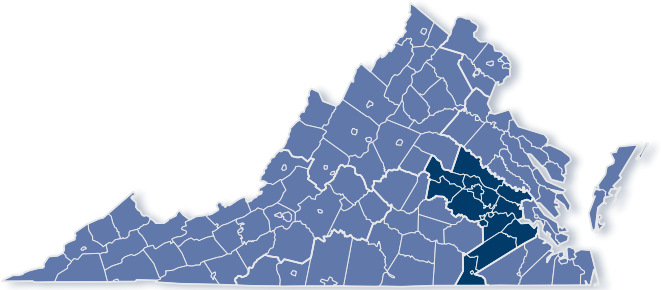
<b>Total County Impact (in 2022 USD)</b>	
<b>County Economic Impact</b>	<b>\$24.4 M</b>
Percentage of Economy	2%
Total Jobs (Direct, Indirect, and Induced)	260
Average Defense-related Income	\$60,780
Average County Income	\$56,263
<b>Direct Defense Spending (in 2020 USD)</b>	
Defense Contracts	\$0
Personnel Compensation	\$2.8 M
Pensions & Transfers	\$48.0 M
<b>Total Defense Spending</b>	<b>\$50.8 M</b>

Source: U.S. Department of Defense, U.S. Department of Veterans Affairs, U.S. Department of Treasury, U.S. Department of Homeland Security, U.S. Bureau of Economic Analysis, IMPLAN version 5.



# Region 3

---



**T**his region is home to two prominent military installations: Fort Lee and Defense Supply Center Richmond, which includes DLA Aviation, as well as the Hunter Holmes McGuire VA Medical Center. In 2021, the region received over \$4.5 billion in direct defense spending with compensation at these installations accounting for the majority of that spending. Additionally, the nearly 87,000 veterans and military retirees residing in Region 4 received \$1.42 B in transfer payments – over 30% of all defense-related spending.

Private sector defense contracts performed in the region constituted an additional 16% (\$739.8 M) of spending. The medical equipment and supplies wholesalers industry accounted for the most significant portion of these contracts while additional notable private sector defense activities occurred in software publishing, custom computer programming & design services, other computer related services, facilities support services, and all other professional, scientific, and technical services industries. Combined, defense-related activities supported over 54,000 total jobs (direct, indirect, induced), generated over \$5.7 billion in gross regional product, and were responsible for roughly 6% of the region's economy.



# Region 3 – Economic Impact Estimates

<b>Total Regional Economic Impacts</b> <i>(in 2022 USD)</i>	
<b>Regional Economic Impact</b>	<b>\$5.7 B</b>
Percentage of Economy	6%
Total Jobs (Direct, Indirect, and Induced)	54,220
Average Defense-related Income	\$76,570
Average Regional Income	\$67,746

<b>Direct Defense Spending</b> <i>(in 2020 USD)</i>	
Defense Contracts	\$739.8 M
Personnel Compensation	\$2.38 B
Pensions & Transfers	\$1.42 B
<b>Total Defense Spending</b>	<b>\$4.53 B</b>

<b>Impacts by Component</b> <i>(in 2022 USD)</i>	
<b>Defense Contracts</b>	
Economic Impact	\$739.8 M
Jobs Supported	9,737
<b>Personnel Compensation</b>	
Economic Impact	\$3.81 B
Jobs Supported	33,235
<b>Pensions &amp; Transfers</b>	
Economic Impact	\$1.18 B
Jobs Supported	11,248

*Source: U.S. Department of Defense, U.S. Department of Veterans Affairs, U.S. Department of Treasury, U.S. Department of Homeland Security, U.S. Bureau of Economic Analysis, IMPLAN version 5.*



# Region 3

## Chesterfield County



### Home to:

- ★ Defense Supply Center Richmond

Defense Supply Center Richmond (DSCR) is the headquarters of Defense Logistics Agency (DLA) Aviation and consists of over 640 acres and 5.1 million square feet of covered /uncovered storage space utilized in their core mission to supply products in direct support of over 1,800 major DoD weapons systems across all services. In addition to this mission, DSCR is responsible for the storage of approximately 1,200 tactical vehicles for United States foreign military sales and for managing the storage and handling of all DoD ozone depleting substances. DSCR is also home to the 102,000 square foot Virginia National Guard Bob Slaughter Headquarters facility that opened in May 2018. This facility houses the Adjutant General, the Virginia National Guard Joint Staff, and Air National Guard staff.

### Total County Impact *(in 2022 USD)*

County Economic Impact	\$1.2 B
Percentage of Economy	7%
Total Jobs (Direct, Indirect, and Induced)	11,317
Average Defense-related Income	\$72,624
Average County Income	\$54,053

### Direct Defense Spending *(in 2020 USD)*

Defense Contracts	\$97.6 M
Personnel Compensation	\$400.2 M
Pensions & Transfers	\$509.4 M
<b>Total Defense Spending</b>	<b>\$1.0 B</b>

Source: U.S. Department of Defense, U.S. Department of Veterans Affairs, U.S. Department of Treasury, U.S. Department of Homeland Security, U.S. Bureau of Economic Analysis, IMPLAN version 5.



# Region 3

## Prince George County



### Home to:

- ★ Fort Lee\*
- ★ Defense Commissary Agency
- ★ Defense Contract Management Agency

Fort Lee is home to the Combined Arms Support Command (CASCOM) and the Sustainment Center of Excellence which includes the Army's Quartermaster, Ordnance, and Transportation schools. Approximately one third of all Army soldiers will either train or be stationed at Fort Lee during their careers and multiple Marine and Navy logistics training programs also take place at Fort Lee under CASCOM administration. A number of other tenant units also call Fort Lee home including the headquarters for the Defense Contract Management Agency and the Defense Commissary Agency, which is responsible for operating a worldwide chain of commissaries that provide groceries to military personnel, retirees, and their families in a safe and secure shopping environment. Fort Lee also hosts the US Army Quartermaster Museum and the US Army Women's Museum.

*\*Pending approval by Congress, the DoD Naming Commission recommended Fort Lee be redesignated as Fort Gregg - Adams*

### Total County Impact (in 2022 USD)

County Economic Impact	\$2.76 B
Percentage of Economy	91%
Total Jobs (Direct, Indirect, and Induced)	24,844
Average Defense-related Income	\$84,573
Average County Income	\$78,898

### Direct Defense Spending (in 2020 USD)

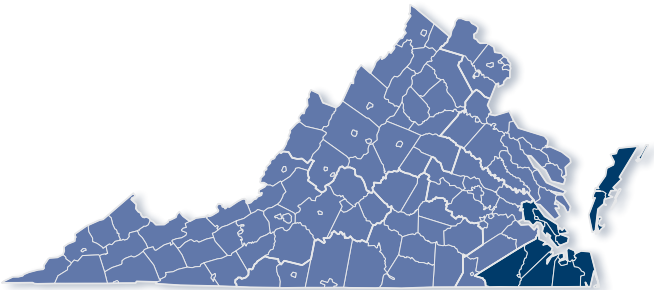
Defense Contracts	\$192.5 M
Personnel Compensation	\$1.6 B
Pensions & Transfers	\$99.6 M
<b>Total Defense Spending</b>	<b>\$1.9 B</b>

Source: U.S. Department of Defense, U.S. Department of Veterans Affairs, U.S. Department of Treasury, U.S. Department of Homeland Security, U.S. Bureau of Economic Analysis, IMPLAN version 5.



# Region 4

---



**T**he communities that make-up Region 4 collectively support 19 military installations (including two joint bases) which represent five of the military services (Air Force, Army, Coast Guard, Marine Corps, and Navy). Region 4 is the only place in the country that hosts four different 4-star commands, including the Air Force's Air Combat Command, the Army's Training and Doctrine Command, the Navy's Fleet Forces Command, and NATO's Allied Command Transformation, which is also the only NATO headquarters located on U.S. soil. This region received over \$32.5 billion in defense-related spending, with 46% (\$15.2 B) going toward military and civilian personnel and another 41% (\$13.43 B) in defense contracts. Because of this large active military presence, veterans and military retirees residing in Region 4 drive a smaller share of the military's overall impact in the region as opposed to the previously discussed regions. Known for its maritime workforce, Region 4 draws on skilled tradesmen and a highly technical workforce to perform shipbuilding and repair operations, which account for the largest portion of the defense-related contracts in this region. These same contracts support a significant number of the nearly 332,000 jobs (direct, indirect, induced) impacted by the defense industry in Region 4.



# Region 4 – Economic Impact Estimates

<b>Total Regional Economic Impacts</b> <i>(in 2022 USD)</i>	
<b>Regional Economic Impact</b>	<b>\$37.5 B</b>
Percentage of Economy	39%
Total Jobs (Direct, Indirect, and Induced)	331,954
Average Defense-related Income	\$83,975
Average Regional Income	\$61,542

<b>Direct Defense Spending</b> <i>(in 2020 USD)</i>	
Defense Contracts	\$13.43 B
Personnel Compensation	\$15.2 B
Pensions & Transfers	\$4.06 B
<b>Total Defense Spending</b>	<b>\$32.69 B</b>

<b>Impacts by Component</b> <i>(in 2022 USD)</i>	
<b>Defense Contracts</b>	
Economic Impact	\$9.0 B
Jobs Supported	97,083
<b>Personnel Compensation</b>	
Economic Impact	\$25.1 B
Jobs Supported	200,755
<b>Pensions &amp; Transfers</b>	
Economic Impact	\$3.4 B
Jobs Supported	34,116

*Source: U.S. Department of Defense, U.S. Department of Veterans Affairs, U.S. Department of Treasury, U.S. Department of Homeland Security, U.S. Bureau of Economic Analysis, IMPLAN version 5.*



# Region 4

## Accomack County



### Home to:

- ★ Surface Combat Systems Center Wallops Island
- ★ NOAA Wallops Command and Data Acquisition Station

Located on the eastern shore of Virginia, Surface Combat Systems Center (SCSC) Wallops Island is home to a variety of unique and critical missions. Most prevalent of these is Naval Sea Systems Command which is responsible for providing highly technical engineering and training support to the fleet. SCSC Wallops Island is also co-located with the Mid Atlantic Regional Spaceport and Wallops flight Facility, managed by NASA and the Virginia Commercial Space Flight Authority. These facilities represent one of only five licensed spaceports in the United States and host assets from Space Force development projects, research aircraft, and unmanned aerial systems, to suborbital and orbital rockets. Another key partner at Wallops is NOAA. The NOAA Wallops Command and Data Acquisition Station is one of only two NOAA facilities in the world that monitor the satellites that collect vital weather data for the nation.

### Total County Impact *(in 2022 USD)*

County Economic Impact	\$148.1 M
Percentage of Economy	11%
Total Jobs (Direct, Indirect, and Induced)	1,608
Average Defense-related Income	\$70,074
Average County Income	\$47,688

### Direct Defense Spending *(in 2020 USD)*

Defense Contracts	\$55.0 M
Personnel Compensation	\$57.2 M
Pensions & Transfers	\$26.1 M
<b>Total Defense Spending</b>	<b>\$112.1 M</b>

Source: U.S. Department of Defense, U.S. Department of Veterans Affairs, U.S. Department of Treasury, U.S. Department of Homeland Security, U.S. Bureau of Economic Analysis, IMPLAN version 5.





# Region 4

## City of Norfolk



### Home to:

- ★ Naval Station Norfolk
- ★ Naval Support Activity Hampton Roads
- ★ Headquarters NATO Allied Command Transformation
- ★ Headquarters U.S. Fleet Forces Command

The City of Norfolk is home to Naval Station Norfolk, the largest Navy installation in the world and homeport to all of the Navy's aircraft carrier groups on the East Coast as well as five additional naval squadrons and 13 major shore commands. Naval Support Activity Hampton Roads, also in Norfolk, provides support to a number of fleet headquarters, including U.S. Fleet Forces Command, U.S. Marine Corps Forces Command, Naval Submarine Forces Atlantic, Naval Surface Forces Atlantic, and Naval Air Forces Atlantic. In addition, Norfolk is home to NATO's Allied Command Transformation Headquarters, the only NATO Headquarters organization located in the United States. The U.S. Army Corps of Engineers also maintains one of its district offices in Norfolk.

### Total City Impact *(in 2022 USD)*

<b>City Economic Impact</b>	<b>\$15.03 B</b>
Percentage of Economy	67%
Total Jobs (Direct, Indirect, and Induced)	124,488
Average Defense-related Income	\$92,718
Average City Income	\$78,412

### Direct Defense Spending *(in 2020 USD)*

Defense Contracts	\$2.89 B
Personnel Compensation	\$7.04 B
Pensions & Transfers	\$0.38 M
<b>Total Defense Spending</b>	<b>\$9.93 B</b>

Source: U.S. Department of Defense, U.S. Department of Veterans Affairs, U.S. Department of Treasury, U.S. Department of Homeland Security, U.S. Bureau of Economic Analysis, IMPLAN version 5.



# Region 4

## City of Chesapeake



### Home to:

- ★ Naval Auxiliary Landing Field Fentress
- ★ NSA Hampton Roads Northwest Annex
- ★ St. Juliens Creek Annex

The City of Chesapeake is home to three particularly important assets which support Naval operations. Naval Auxiliary Landing Field (NALF) Fentress, under the operational control of Naval Air Station Oceana, supports day and night field carrier landing practice operations by the Navy and Marine Corps F/A-18 Hornets. The Hampton Roads Northwest Annex is home to the Relocatable Over the Horizon Radar (ROTHR) – a surveillance asset which supports Department of Homeland Security’s drug surveillance efforts of the Caribbean basin and South America from Florida to Bolivia. St. Juliens Creek Annex provides a radar-testing range as well as various administrative and warehousing facilities and light industrial shops for nearby Norfolk Naval Shipyard and other local naval activities.

### Total City Impact *(in 2022 USD)*

<b>City Economic Impact</b>	<b>\$1.08 B</b>
Percentage of Economy	9%
Total Jobs (Direct, Indirect, and Induced)	11,855
Average Defense-related Income	\$61,575
Average City Income	\$52,613

### Direct Defense Spending *(in 2020 USD)*

Defense Contracts	\$352.2 M
Personnel Compensation	\$199 M
Pensions & Transfers	\$621.8 M
<b>Total Defense Spending</b>	<b>\$1.17 B</b>

Source: U.S. Department of Defense, U.S. Department of Veterans Affairs, U.S. Department of Treasury, U.S. Department of Homeland Security, U.S. Bureau of Economic Analysis, IMPLAN version 5.

# Region 4

## City of Portsmouth



### Home to:

- ★ Norfolk Naval Shipyard
- ★ Naval Medical Center Portsmouth
- ★ Naval Supply Center Craney Island
- ★ USCG Atlantic Area
- ★ USCG Base Portsmouth
- ★ USCG 5th District
- ★ USCG Sector Virginia

Portsmouth is home to several important Navy and Coast Guard (USCG) missions. This includes Naval Medical Center Portsmouth, a top-tier, full-spectrum, medical center and Naval Supply Center Craney Island, the US Navy’s largest fuel facility. Portsmouth also hosts two major Coast Guard commands: the USCG Atlantic Area Command, which oversees all USCG operations from the Middle East to the Rocky Mountains, and USCG’s 5th District which ensures the safety and security of the oceans, coastal areas and marine transportation within America’s Mid-Atlantic Region. Most importantly, Portsmouth hosts the Norfolk Naval Shipyard, the oldest of U.S. Navy’s four public shipyards and widely recognized as the finest shipyard in the nation.

### Total City Impact *(in 2022 USD)*

City Economic Impact	\$3.8 B
Percentage of Economy	62%
Total Jobs (Direct, Indirect, and Induced)	33,739
Average Defense-related Income	\$89,293
Average City Income	\$74,745

### Direct Defense Spending *(in 2020 USD)*

Defense Contracts	\$987.2 M
Personnel Compensation	\$1.9 B
Pensions & Transfers	\$155.5 M
<b>Total Defense Spending</b>	<b>\$3.1 B</b>

Source: U.S. Department of Defense, U.S. Department of Veterans Affairs, U.S. Department of Treasury, U.S. Department of Homeland Security, U.S. Bureau of Economic Analysis, IMPLAN version 5.



# Region 4

## City of Hampton



### Home to:

- ★ Joint Base Langley-Eustis
- ★ Air Combat Command
- ★ Hampton VA Medical Center

JBLE-Langley, the Air Force portion of Joint Base Langley-Eustis, is located in the City of Hampton. It contains Langley Field, the oldest continually active air force base in the world and the oldest airfield in Virginia. JBLE Langley is also home to Headquarters Air Combat Command, a four star-led Major Command which serves as the primary provider of air combat forces to America’s warfighting commanders throughout the world. This installation is also home to both active and National Guard F-22 Fighter Wings as well as active and National Guard Intelligence, Surveillance and Reconnaissance Wings. Also in the Hampton area is the Hampton VA Medical Center, a primary care VA hospital which has been open for over 150 years, making it the fourth oldest medical center in the VA system.

### Total City Impact *(in 2022 USD)*

<b>City Economic Impact</b>	<b>\$3.4 B</b>
Percentage of Economy	50%
Total Jobs (Direct, Indirect, and Induced)	30,201
Average Defense-related Income	\$86,894
Average City Income	\$62,252

### Direct Defense Spending *(in 2020 USD)*

Defense Contracts	\$532.7 M
Personnel Compensation	\$1.7 B
Pensions & Transfers	\$424.7 M
<b>Total Defense Spending</b>	<b>\$2.68 B</b>

Source: U.S. Department of Defense, U.S. Department of Veterans Affairs, U.S. Department of Treasury, U.S. Department of Homeland Security, U.S. Bureau of Economic Analysis, IMPLAN version 5.



# Region 4

## City of Virginia Beach



### Home to:

- ★ Joint Expeditionary Base Little Creek-Fort Story
- ★ Naval Air Station Oceana and Dam Neck Annex
- ★ USCG Station Little Creek

Virginia Beach is home to Naval Air Station (NAS) Oceana and the Dam Neck Annex, Joint Expeditionary Base Little Creek-Fort Story (JEBLCFS) and U.S. Coast Guard (USCG) Station Little Creek. NAS Oceana serves as the Navy’s East Coast Master Jet Base and as the home to the F/A-18 Super Hornet. The mission of Dam Neck Annex is to attain the highest levels of fleet readiness by anticipating, developing, and providing the most effective specialized training and support services in response to fleet requirements. Joint Expeditionary Base Little Creek-Fort Story (JEBLCFS) is one of three Joint Bases in Virginia. JEBLCFS and its nearly 4,000 acres serve as the training site of choice for the nation’s Expeditionary Forces. Co-located with JEBLCFS is USCG Station Little Creek, which is responsible for sea rescue, maritime law-enforcement and homeland security missions along the east coast.

### Total City Impact *(in 2022 USD)*

City Economic Impact	\$7.3 B
Percentage of Economy	32%
Total Jobs (Direct, Indirect, and Induced)	67,579
Average Defense-related Income	\$74,090
Average City Income	\$55,120

### Direct Defense Spending *(in 2020 USD)*

Defense Contracts	\$4.2 B
Personnel Compensation	\$2.4 B
Pensions & Transfers	\$1.2 B
<b>Total Defense Spending</b>	<b>\$7.8 B</b>

Source: U.S. Department of Defense, U.S. Department of Veterans Affairs, U.S. Department of Treasury, U.S. Department of Homeland Security, U.S. Bureau of Economic Analysis, IMPLAN version 5.

# Region 4

## City of Newport News



### Home to:

- ★ Joint Base Langley-Eustis
- ★ US Army Training and Doctrine Command

The Fort Eustis portion of JBLE is located in the City of Newport News, approximately 19 miles northwest of the 633rd Air Base Wing headquarters located on JBLE-Langley. JBLE-Eustis is home to U.S. Army Training and Doctrine Command (TRADOC) Headquarters, a four-starred command responsible for recruiting, training, educating, developing and building the Army. The installation also hosts the 7th Transportation Brigade (Expeditionary), which is responsible for rapidly deploying to conduct expeditionary, inter-modal operations in support of unified land operations across the globe. This unit owns the Army's only rapid port opening elements which specialize in establishing air and sea forward distribution nodes and have been deployed to provide humanitarian assistance throughout the world.

### Total City Impact *(in 2022 USD)*

City Economic Impact	\$5.08 B
Percentage of Economy	40%
Total Jobs (Direct, Indirect, and Induced)	44,273
Average Defense-related Income	\$84,848
Average City Income	\$67,340

### Direct Defense Spending *(in 2020 USD)*

Defense Contracts	\$4.08 B
Personnel Compensation	\$1.42 B
Pensions & Transfers	\$328.9 M
<b>Total Defense Spending</b>	<b>\$5.83 B</b>

Source: U.S. Department of Defense, U.S. Department of Veterans Affairs, U.S. Department of Treasury, U.S. Department of Homeland Security, U.S. Bureau of Economic Analysis, IMPLAN version 5.



# Region 4

## York County



### Home to:

- ★ Naval Weapons Station Yorktown
- ★ Naval Weapons Station Cheatham Annex
- ★ Camp Peary
- ★ USCG Training Center Yorktown

York County is home to a number of important Navy and Coast Guard installations, including Naval Weapons Station Yorktown and the nearby NWS Cheatham Annex. These locations are responsible for providing responsive, quality support for explosive ordnance storage, maintenance, logistics, research and development, as well as support services for the Atlantic Fleet and joint commands. Two other installations of importance located in York County include Camp Peary and USCG Training Center Yorktown. Camp Peary is home to the Armed Forces Experimental Training Activity, while USCG Training Center Yorktown delivers resident, non-resident, and exportable training with the goal of optimizing workforce performance and unit readiness.

### Total County Impact *(in 2022 USD)*

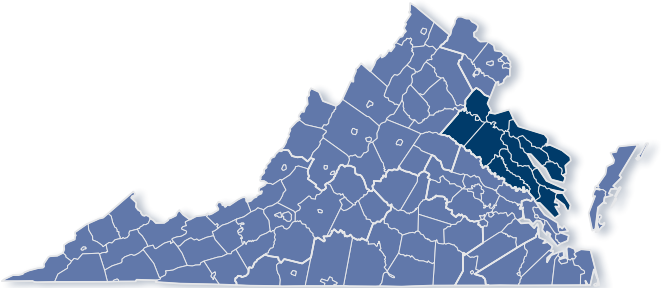
County Economic Impact	\$702.8 M
Percentage of Economy	28%
Total Jobs (Direct, Indirect, and Induced)	8,162
Average Defense-related Income	\$64,254
Average County Income	\$46,735

### Direct Defense Spending *(in 2020 USD)*

Defense Contracts	\$93.2 M
Personnel Compensation	\$287.4 M
Pensions & Transfers	\$274.2 M
<b>Total Defense Spending</b>	<b>\$654.8 M</b>

Source: U.S. Department of Defense, U.S. Department of Veterans Affairs, U.S. Department of Treasury, U.S. Department of Homeland Security, U.S. Bureau of Economic Analysis, IMPLAN version 5.

# Region 5



**H**ome to NSF Dahlgren and Fort A.P. Hill\*, Region 5 attracted just over \$3.7 billion in defense-related spending in 2018. While personnel compensation constituted the largest share of spending (\$1.6 B), veterans and military retirees residing in the region received 27% (\$1 B) of the total spending in the region. The remaining \$1.08 billion flowed through regional defense contractors performing defense activities. Of these contractors, the engineering services and research and development industries generated the largest share of regional defense contracting work. Combined, the \$3.7 billion in defense-related spending supported nearly 35,500 total jobs (direct, indirect, induced) and over \$4 billion in Regional Economic Impact, accounting for 21% of the region’s economy.

*\*Pending approval by Congress, the DoD Naming Commission recommended Fort A.P. Hill be redesignated as Fort Walker*





# Region 5 – Economic Impact Estimates

<b>Total Regional Economic Impacts</b> <i>(in 2022 USD)</i>	
<b>Regional Economic Impact</b>	<b>\$4.2 B</b>
Percentage of Economy	21%
Total Jobs (Direct, Indirect, and Induced)	34,948
Average Defense-related Income	\$88,441
Average Regional Income	\$52,540

<b>Direct Defense Spending</b> <i>(in 2020 USD)</i>	
Defense Contracts	\$1.1 B
Personnel Compensation	\$1.6 B
Pensions & Transfers	\$1.0 B
<b>Total Defense Spending</b>	<b>\$3.7 B</b>

<b>Impacts by Component</b> <i>(in 2022 USD)</i>	
<b>Defense Contracts</b>	
Economic Impact	\$940.4 M
Jobs Supported	10,939
<b>Personnel Compensation</b>	
Economic Impact	\$2.5 B
Jobs Supported	16,409
<b>Pensions &amp; Transfers</b>	
Economic Impact	\$767.5 M
Jobs Supported	7,600

*Source: U.S. Department of Defense, U.S. Department of Veterans Affairs, U.S. Department of Treasury, U.S. Department of Homeland Security, U.S. Bureau of Economic Analysis, IMPLAN version 5.*



# Region 5

## Caroline County



### Home to:

- ★ Fort A.P. Hill

Fort A.P. Hill totals over 74,000 acres in Caroline County. Fort A.P. Hill is a Regional Collective Training Center that provides innovative, flexible, and relevant training enablers in order to support Army, joint and inter-agency readiness. The vast amounts of training range make Fort A.P. Hill the location of choice for delivering adaptive training and base operations support in a dynamic environment. In addition, the installation also provides support to FEMA for contingency operations in the Mid-Atlantic and National Capital regions. The installation is used as a staging base and distribution point for essential supplies needed in the event of a natural or man-made disaster. From explosives training at the McMahan Explosive Ordnance Disposal Training Center to wildland fire mitigation, Fort A.P. Hill prides itself on providing “The Best Training and Support - Anywhere!”

### Total County Impact *(in 2022 USD)*

County Economic Impact	\$115.9 M
Percentage of Economy	16%
Total Jobs (Direct, Indirect, and Induced)	1,289
Average Defense-related Income	\$65,541
Average County Income	\$38,778

### Direct Defense Spending *(in 2020 USD)*

Defense Contracts	\$29.3 M
Personnel Compensation	\$49.3 M
Pensions & Transfers	\$69.3 M
<b>Total Defense Spending</b>	<b>\$147.9 M</b>

Source: U.S. Department of Defense, U.S. Department of Veterans Affairs, U.S. Department of Treasury, U.S. Department of Homeland Security, U.S. Bureau of Economic Analysis, IMPLAN version 5.



# Region 5

## King George County



### Home to:

#### ★ Naval Support Facility Dahlgren

Naval Support Facility (NSF) Dahlgren was initially established in 1918 on 4,000

acres bounded by the Potomac River and Machodoc Creek in King George County for the testing of naval guns. NSF Dahlgren has continuously evolved and expanded and today hosts some of the largest concentrations of scientists and engineers in the nation contributing to two major missions: Naval Surface Warfare Center Dahlgren Division (NSWCDD) and Naval Support Activity (NSA) South Potomac. NSWCDD is the largest command at NSF Dahlgren and is responsible for research, development, test and evaluation, analysis, systems engineering, and the integration and certification of complex naval warfare systems. NSA South Potomac is one of six regional commands within Naval District Washington that provides shore installation management services for NSF Dahlgren and NSF Indian Head, MD.

### Total County Impact *(in 2022 USD)*

County Economic Impact	\$19.9 B
Percentage of Economy	88%
Total Jobs (Direct, Indirect, and Induced)	12,961
Average Defense-related Income	\$113,176
Average County Income	\$95,576

### Direct Defense Spending *(in 2020 USD)*

Defense Contracts	\$524.3 M
Personnel Compensation	\$923.1 M
Pensions & Transfers	\$57.8 M
<b>Total Defense Spending</b>	<b>\$1.51 B</b>

Source: U.S. Department of Defense, U.S. Department of Veterans Affairs, U.S. Department of Treasury, U.S. Department of Homeland Security, U.S. Bureau of Economic Analysis, IMPLAN version 5.





# Region 5

## Stafford County



### Home to:

- ★ Marine Corps Installations  
National Capital  
Region-Marine Corps  
Base Quantico

### Marine Corps Installations

National Capital Region-Marine Corps Base Quantico (MCINCR-MCBQ) is a world-class, joint-service training installation encompassing nearly 59,000 acres that extends into Stafford County (Region 5), Prince William County (Region 6) and Fauquier County (Region 7). The installation is considered the “Crossroads of the Marine Corps” because its missions touch the furthest reaches of the Corps. Decisions made by the Training and Education Command, the Weapons Training Battalion, or any of the other two dozen tenant units at MCINCR-MCBQ impact Marines aboard ships, fighting global conflicts, or on guard duty at embassies across the world. Additionally, MCINCR-MCBQ contains the Marine Corps University which provides basic training for virtually all Marine officers and is the headquarters of the Marine Helicopter Squadron One, tasked with providing rapid transportation for the Presidents of the United States.

### Total County Impact *(in 2022 USD)*

County Economic Impact	\$1.37 B
Percentage of Economy	20%
Total Jobs (Direct, Indirect, and Induced)	10,571
Average Defense-related Income	\$94,127
Average County Income	\$57,659

### Direct Defense Spending *(in 2020 USD)*

Defense Contracts	\$280 M
Personnel Compensation	\$529.5 M
Pensions & Transfers	\$459.3 M
<b>Total Defense Spending</b>	<b>\$1.27 M</b>

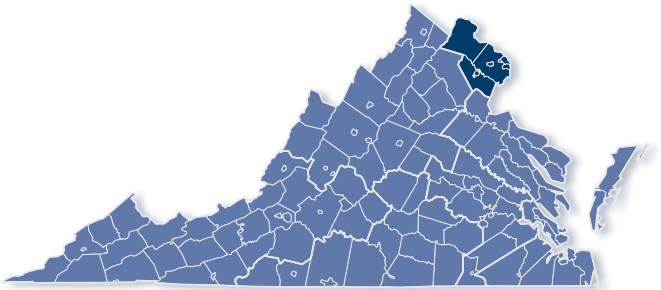
Source: U.S. Department of Defense, U.S. Department of Veterans Affairs, U.S. Department of Treasury, U.S. Department of Homeland Security, U.S. Bureau of Economic Analysis, IMPLAN version 5.



# Region 6



DOD photo by U.S. Air Force Staff Sgt. Brittany A. Chase, dvidshub.net



**T**his region hosts several important Department of Defense assets, as well as national and strategic headquarters, including the Pentagon, Arlington National Cemetery, Joint Base Myer-Henderson Hall, Fort Belvoir, the National Guard Bureau, and parts of Marine Corps Installations National Capital Region-Marine Corps Base Quantico. Of the \$43.4 billion in direct defense-related spending received in 2020, 65% (\$28.5 B) flowed through defense contractors performing defense activities, with engineering services, computer systems design services, research and development, other computer-related services, management consulting services, and all other professional scientific and technical services making up more than 50% of defense contracts. Region 6's robust population of veterans and military retirees received about 8% (\$3.3 B) of defense-related spending in the form of pensions and other benefits. The remaining approximately 26% (\$11.6 B) of total spending went to military and civilian personnel compensation. When accounting for direct, indirect, and induced effects, the \$43.4 billion in direct spending supports roughly 409,500 jobs, generates \$54.5 billion in regional economic impact, and drives approximately 24% of the region's economy.



# Region 6 – Economic Impact Estimates

<b>Total Regional Economic Impacts</b> <i>(in 2022 USD)</i>	
<b>Regional Economic Impact</b>	<b>\$54.5 B</b>
Percentage of Economy	24%
Total Jobs (Direct, Indirect, and Induced)	409,463
Average Defense-related Income	\$97,816
Average Regional Income	\$89,743

<b>Direct Defense Spending</b> <i>(in 2020 USD)</i>	
Defense Contracts	\$28.5 B
Personnel Compensation	\$11.6 B
Pensions & Transfers	\$3.3 B
<b>Total Defense Spending</b>	<b>\$43.4 B</b>

<b>Impacts by Component</b> <i>(in 2022 USD)</i>	
<b>Defense Contracts</b>	
Economic Impact	\$33.21 B
Jobs Supported	273,243
<b>Personnel Compensation</b>	
Economic Impact	\$18.64 B
Jobs Supported	113,886
<b>Pensions &amp; Transfers</b>	
Economic Impact	\$2.66 B
Jobs Supported	22,334

*Source: U.S. Department of Defense, U.S. Department of Veterans Affairs, U.S. Department of Treasury, U.S. Department of Homeland Security, U.S. Bureau of Economic Analysis, IMPLAN version 5.*



# Region 6

## Arlington County



### Home to:

- ★ The Pentagon
- ★ Joint Base Myer-Henderson Hall
- ★ Arlington National Cemetery
- ★ National Guard Bureau

Arlington County is home to some of the Department of Defense’s most treasured assets, including Arlington National Cemetery and the Pentagon, which houses the Joint Chiefs of Staff and other senior leadership for the DoD. In addition, one of the nation’s twelve joint bases, Joint Base Myer-Henderson Hall (JBM-HH), is located within Arlington County. JBMHH hosts a number of important tenant organizations, including the U.S. Army Military District of Washington, National Defense University, and the heralded United States Army Band, “Pershing’s Own.” The National Guard Bureau also maintains its headquarters in Arlington County which oversees the administration of the United States National Guard as a joint bureau of the Department of the Army and the Department of the Air Force.

### Total County Impact *(in 2022 USD)*

County Economic Impact	\$11.98 B
Percentage of Economy	32%
Total Jobs (Direct, Indirect, and Induced)	71,481
Average Defense-related Income	\$135,856
Average City Income	\$115,500

### Direct Defense Spending *(in 2020 USD)*

Defense Contracts	\$3.87 B
Personnel Compensation	\$4.58 B
Pensions & Transfers	\$240.8 M
<b>Total Defense Spending</b>	<b>\$8.69 B</b>

Source: U.S. Department of Defense, U.S. Department of Veterans Affairs, U.S. Department of Treasury, U.S. Department of Homeland Security, U.S. Bureau of Economic Analysis, IMPLAN version 5.





# Region 6

## Fairfax County



### Home to:

- ★ Fort Belvoir
- ★ Defense Logistics Agency
- ★ Defense Threat Reduction Agency
- ★ National Geospatial-Intelligence Agency

Fort Belvoir is a strategic, sustaining base for the US Army and the largest employer in Fairfax County with nearly twice as many workers as The Pentagon. Fort Belvoir serves as the headquarters for multiple Army sustainment agencies such as the Defense Logistics Agency which provides global supply chain and acquisition support to all military services, and the Defense Threat Reduction Agency which is responsible for countering weapons of mass destruction. Also located at Fort Belvoir is the 1.3 million square foot Belvoir Community Hospital which is a joint facility in partnership with Walter Reed National Military Medical Center, and the National Geospatial-Intelligence Agency which delivers world-class geospatial intelligence to policymakers. Fort Belvoir also expanded its operations with the addition of the National Museum of the United States Army in 2020.

### Total County Impact *(in 2022 USD)*

<b>County Economic Impact</b>	<b>\$28.4 B</b>
Percentage of Economy	23%
Total Jobs (Direct, Indirect, and Induced)	218,533
Average Defense-related Income	\$89,682
Average County Income	\$97,982

### Direct Defense Spending *(in 2020 USD)*

Defense Contracts	\$17.7 B
Personnel Compensation	\$3.4 B
Pensions & Transfers	\$1.6 B
<b>Total Defense Spending</b>	<b>\$22.7 B</b>

Source: U.S. Department of Defense, U.S. Department of Veterans Affairs, U.S. Department of Treasury, U.S. Department of Homeland Security, U.S. Bureau of Economic Analysis, IMPLAN version 5.





U.S. Marine Corps photo by Sgt. Kealii De Los Santo

# Region 6

## Prince William County



### Home to:

- ★ Marine Corps Installations National Capital Region-Marine Corps Base Quantico

Marine Corps Installations National Capital Region-Marine Corps Base Quantico (MCINCR-MCBQ) is a world-class, joint-service training installation encompassing nearly 59,000 acres that extends into Stafford County (Region 5), Prince William County (Region 6) and Fauquier County (Region 7). In addition to Marine Corps operations, MCINCR-MCBQ supports over 30 different federal agencies, and hosts the primary training facilities for both the Federal Bureau of Investigation and the Drug Enforcement Administration. The Defense Intelligence Agency also maintains a permanent location at MCINCR-MCBQ and the Defense Counterintelligence and Security Agency, responsible for DoD personnel vetting and critical technology protection, is headquartered on the installation.

### Total County Impact *(in 2022 USD)*

<b>County Economic Impact</b>	<b>\$4.76 B</b>
Percentage of Economy	25%
Total Jobs (Direct, Indirect, and Induced)	47,432
Average Defense-related Income	\$74,102
Average County Income	\$55,264

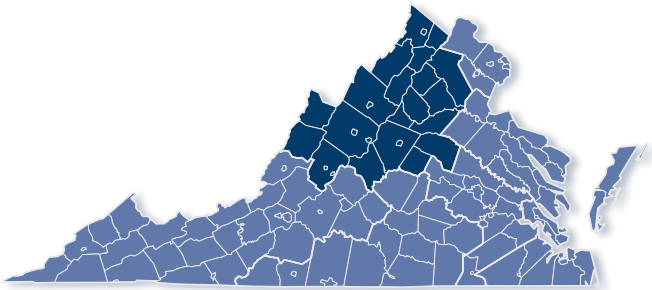
### Direct Defense Spending *(in 2020 USD)*

Defense Contracts	\$2.1 B
Personnel Compensation	\$1.73 B
Pensions & Transfers	\$912.5 M
<b>Total Defense Spending</b>	<b>\$4.74 B</b>

*Source: U.S. Department of Defense, U.S. Department of Veterans Affairs, U.S. Department of Treasury, U.S. Department of Homeland Security, U.S. Bureau of Economic Analysis, IMPLAN version 5.*

# Region 7

---



**T**his region is home to Rivanna Station and the U.S. Army’s Judge Advocate General’s Legal Center and School located at the University of Virginia in Charlottesville. In 2020, the region received just over \$1.9 billion in direct defense-related spending. The region’s veterans and military retirees received transfer and benefits payments accounted for roughly 43% (\$818.4 M) of these dollars, while 30% (\$530.4 M) went to personnel compensation and 26% (\$473.1 M) flowed through regional defense contractors. Contractors performed the vast majority of their contracts in the following industries: search, detection, navigation and nautical systems manufacturing, all other professional, scientific and technical services, engineering services, other computer-related services, computer systems design services, and research and development. In all, defense related spending supported roughly 20,000 total jobs (direct, indirect, induced), generated just over \$1.8 billion in gross regional product, and drove approximately 4% of the region’s economy.



# Region 7 – Economic Impact Estimates

<b>Total Regional Economic Impacts</b> <i>(in 2022 USD)</i>	
<b>Regional Economic Impact</b>	<b>\$1.9 B</b>
Percentage of Economy	4%
Total Jobs (Direct, Indirect, and Induced)	20,051
Average Defense-related Income	\$68,408
Average Regional Income	\$52,108

<b>Direct Defense Spending</b> <i>(in 2020 USD)</i>	
Defense Contracts	\$473.1 M
Personnel Compensation	\$530.4 M
Pensions & Transfers	\$818.4 M
<b>Total Defense Spending</b>	<b>\$1.82 B</b>

<b>Impacts by Component</b> <i>(in 2022 USD)</i>	
<b>Defense Contracts</b>	
Economic Impact	\$527.3 M
Jobs Supported	5,933
<b>Personnel Compensation</b>	
Economic Impact	\$527.3 M
Jobs Supported	5,933
<b>Pensions &amp; Transfers</b>	
Economic Impact	\$859.4 M
Jobs Supported	5,600

Source: U.S. Department of Defense, U.S. Department of Veterans Affairs, U.S. Department of Treasury, U.S. Department of Homeland Security, U.S. Bureau of Economic Analysis, IMPLAN version 5.



# Region 7

## Albemarle County



### Home to:

- ★ Rivanna Station

Rivanna Station is a 76-acre property located at the foothills of the Blue Ridge Mountains. It is home to contingents of the nation’s three top military intelligence gathering agencies: the National Ground Intelligence Center, the Defense Intelligence Agency, and the National Geospatial-Intelligence Agency. Together these agencies are tasked with evaluating military threats across the world as well as providing imagery and geospatial analysis of intelligence priorities. These agencies co-habitat the Joint Use Intelligence Analysis Facility, a relatively new facility built on Rivanna Station in 2010. As this location is of strategic importance to the intelligence community, there are projections for additional expansions over the next several fiscal years.

### Total County Impact *(in 2022 USD)*

<b>County Economic Impact</b>	<b>\$577.96</b>
Percentage of Economy	9%
Total Jobs (Direct, Indirect, and Induced)	4,905
Average Defense-related Income	\$89,579
Average County Income	\$59,399

### Direct Defense Spending *(in 2020 USD)*

Defense Contracts	\$111.1 M
Personnel Compensation	\$204.9 M
Pensions & Transfers	\$88.1 M
<b>Total Defense Spending</b>	<b>\$404.1 M</b>

Source: U.S. Department of Defense, U.S. Department of Veterans Affairs, U.S. Department of Treasury, U.S. Department of Homeland Security, U.S. Bureau of Economic Analysis, IMPLAN version 5.



# Region 7

## City of Charlottesville



### Home to:

- ★ The Judge Advocate General's Legal Center and School

The Judge Advocate General's Legal Center and School (TJAGLCS) is located on the North Grounds of the University of Virginia, in the heart of historic Charlottesville. TJAGLCS develops capabilities and doctrine for the Army Judge Advocate General's Corps (JAGC). TJAGLCS seeks to be the premier legal institution in the federal government, providing legal education, strategic planning, and collection and integration of lessons learned for the Army Judge Advocate General's Corps. Capitalizing on access to the world-class facilities of a major public university, the TJAGLCS provides exceptional service to the sister services, DoD, and national leaders who attend the courses and visit the institution.

### Total City Impact *(in 2022 USD)*

<b>City Economic Impact</b>	<b>\$147 M</b>
Percentage of Economy	3%
Total Jobs (Direct, Indirect, and Induced)	1,249
Average Defense-related Income	\$84,635
Average City Income	\$67,035

### Direct Defense Spending *(in 2020 USD)*

Defense Contracts	\$38.6 M
Personnel Compensation	\$50.2 M
Pensions & Transfers	\$11.7 M
<b>Total Defense Spending</b>	<b>\$100.6 M</b>

Source: U.S. Department of Defense, U.S. Department of Veterans Affairs, U.S. Department of Treasury, U.S. Department of Homeland Security, U.S. Bureau of Economic Analysis, IMPLAN version 5.



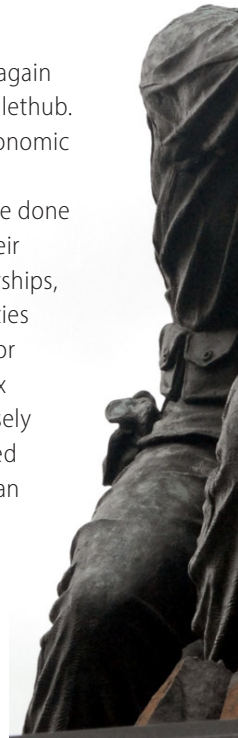
# Veterans & Defense Support

## The Secretary of Veterans and Defense Affairs

The Secretariat serves as the primary liaison for the Commonwealth to the Military and Virginia's Defense Communities, as well as the lead for supporting partnerships, policy, and legislation. It also serves service members, their families, and Veterans through three agencies. The Department of Veteran Services ensures that Veterans and their families receive benefits, timely transition assistance, employment and education assistance, health care, and long-term care, as well as the recognition they have earned through their service. The Virginia Department of Military Affairs (DMA) integrates military and homeland defense capabilities into state operations to ensure the security of Commonwealth citizens. The Veteran Service Foundation provides supplemental funding to the Department of Veteran Services.

## Virginia is for military members, their families, and veterans

In 2022, for the 4th year in a row, Virginia was again named "Best State for Military Retirees" by Wallethub. The areas considered for that ranking were economic environment, quality of life, and health care. However, we recognize that there is more to be done to better the lives of our military members, their families, and veterans. Through strong partnerships, policy, and legislation we will seize opportunities to improve as a military-friendly state. Governor Youngkin's recently enacted military retiree tax exemption is a ready example. We are immensely proud to serve as a trusted home for our Armed Forces with the nation's fastest-growing veteran population, and the greatest number of veterans in the workforce per capita. We will work tirelessly to strengthen that trust and further distinguish the Commonwealth as the best state for service members, their families, and veterans to live, work, and raise a family.



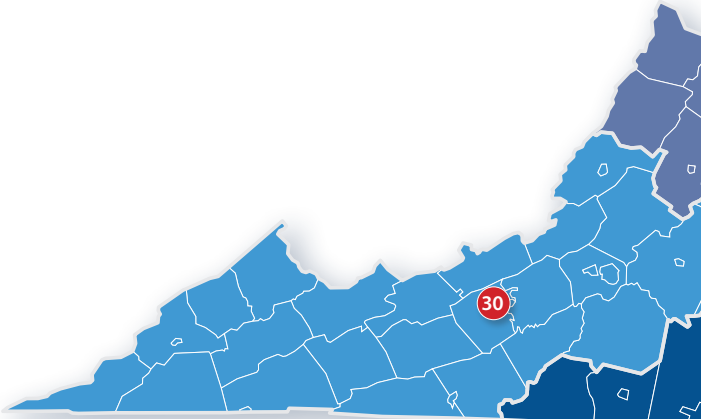




# Conclusion

---

The partnership shared by Virginia and the U.S. Military is mutually beneficial. It is critical to the nation's defense and the Commonwealth's prosperity. Threats and opportunities constantly shape military priorities. Virginia's ability to forecast and adapt to these priorities will determine our future growth. A locally driven and state-supported approach promises the best results. Defense community and military installation partnerships that continually strengthen mutually beneficial compatibility, resilience, and quality of life are foundational to protecting and growing our military missions. State support provides access, advocacy, and funding to fortify and realize efforts. As the defense industry returns manufacturing and services to U.S. shores, Virginia's reputation as a long-



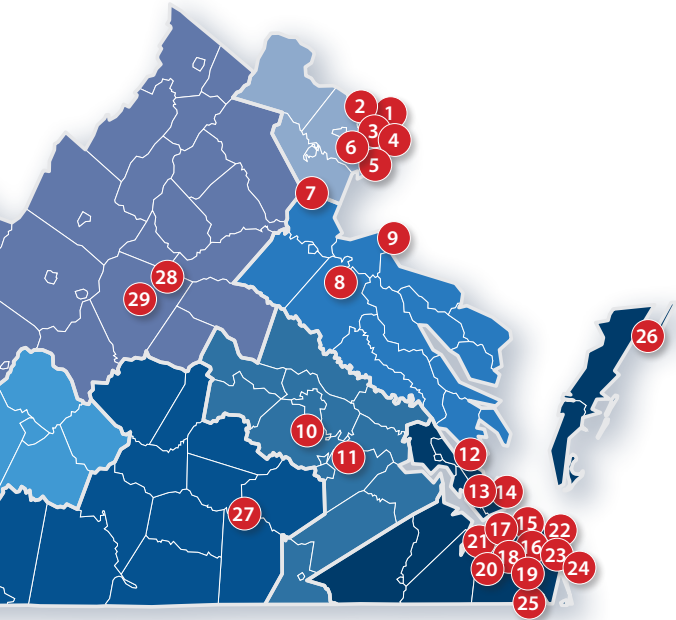
## Virginia Military Installations

---

1. The Pentagon
2. Joint Base Ft. Myer-Henderson Hall
3. Army National Guard Readiness Center
4. Defense Advanced Research Projects Agency
5. Fort Belvoir
6. National Geospatial Agency
7. Marine Corps Base Quantico
8. Fort A.P. Hill
9. Naval Support Facility Dahlgren
10. Defense General Supply Center Richmond
11. Fort Lee
12. Naval Weapons Station Yorktown
13. Fort Eustis (JBLE)
14. Langley Air Force Base (JBLE)
15. Naval Station Norfolk
16. Norfolk District, U.S. Army Corps of Engineers



trusted partner places the Commonwealth at an advantage that we must leverage. It is our goal to be the #1 defense manufacturing state in the nation. Working together in a locally-driven, state-supported, federally-shared union of service and opportunism, we will drive investment in Virginia that strengthens our nation, the Commonwealth, and each of our 95 counties, 38 independent cities, and 30 military installations.



- 17. Naval Support Activity Hampton Roads
- 18. Coast Guard Atlantic Area & Fifth Coast Guard District
- 19. Norfolk Naval Shipyard
- 20. Naval Medical Center Portsmouth
- 21. USCG Base Portsmouth
- 22. Joint Expeditionary Base Little Creek-Fort Story
- 23. Naval Air Station Oceana
- 24. Dam Neck Annex
- 25. NSA Northwest Annex
- 26. Surface Combat Systems Center Wallops Island
- 27. Fort Pickett
- 28. Rivanna Station
- 29. The Judge Advocate General's Legal Center and School
- 30. Radford Army Ammunition Plant



# Jurisdictions by Region

Region	County	Region	County
1	Alleghany	2	Amelia
	Amherst		Brunswick
	Appomattox		Buckingham
	Bedford		Charlotte
	Bland		Cumberland
	Botetourt		Danville (City)
	Bristol (City)		Dinwiddie
	Buchanan		Halifax
	Campbell		Henry
	Carroll		Lunenburg
	Covington (City)		Martinsville (City)
	Craig		Mecklenburg
	Dickenson	Nottoway	
	Floyd	Patrick	
	Franklin	Pittsylvania	
	Galax (City)	Prince Edward	
	Giles	Charles City	
	Grayson	Chesterfield	
	Lee	Colonial Heights (City)	
	Lynchburg (City)	Emporia (City)	
	Montgomery	Goochland	
	Norton (City)	Greensville	
	Pulaski	Hanover	
	Radford (City)	Henrico	
	Roanoke	Hopewell (City)	
	Roanoke (City)	New Kent	
	Russell	Petersburg (City)	
	Salem (City)	Powhatan	
Scott	Prince George		
Smyth	Richmond (City)		
Tazewell	Surry		
Washington	Sussex		
Wise			
Wythe			
		3	



**Region County**

**4**

- Accomack
- Chesapeake (City)
- Franklin (City)
- Hampton (City)
- Isle Of Wight
- James City
- Newport News (City)
- Norfolk (City)
- Northampton
- Poquoson (City)
- Portsmouth (City)
- Southampton
- Suffolk (City)
- Virginia Beach (City)
- Williamsburg (City)
- York

**5**

- Caroline
- Essex
- Fredericksburg (City)
- Gloucester
- King And Queen
- King George
- King William
- Lancaster
- Mathews
- Middlesex
- Northumberland
- Richmond
- Spotsylvania
- Stafford
- Westmoreland

**Region County**

**6**

- Alexandria (City)
- Arlington
- Fairfax
- Fairfax (City)
- Falls Church (City)
- Loudoun
- Manassas (City)
- Manassas Park (City)
- Prince William

**7**

- Albemarle
- Augusta
- Bath
- Buena Vista (City)
- Charlottesville (City)
- Clarke
- Culpeper
- Fauquier
- Fluvanna
- Frederick
- Greene
- Harrisonburg (City)
- Highland
- Lexington (City)
- Louisa
- Madison
- Nelson
- Orange
- Page
- Rappahannock
- Rockbridge
- Rockingham
- Shenandoah
- Staunton (City)
- Warren
- Waynesboro (City)
- Winchester (City)





Langley jets tour Virginia, MSgt Natasha Stannard, DVIDS



Prepared by:



**Matrix**

**For more information, contact:**

**Secretary of Veterans and Defense Affairs**

**E-Mail: [VADA@Governor.Virginia.gov](mailto:VADA@Governor.Virginia.gov)**

**Phone: 804.225.3623**

**[www.vada.virginia.gov](http://www.vada.virginia.gov)**