



# Virginia Military Factbook

*Presented by the*  
**Secretary of Veterans  
and Defense Affairs**

2020



# Contents

<b>Study Overview</b>	<b>2</b>
<b>How Virginia Ranks</b>	<b>4</b>
<b>Statewide Defense Economic Impacts</b>	<b>6</b>
<b>Region 1</b>	<b>8</b>
City of Montgomery	10
City of Radford	11
Pulaski County	11
<b>Region 2</b>	<b>12</b>
Nottoway County	14
Brunswick County	15
Dinwiddie County	15
<b>Region 3</b>	<b>16</b>
Chesterfield County	18
Prince George County	19
<b>Region 4</b>	<b>20</b>
Accomack County	22
City of Norfolk	23
City of Chesapeake	24
City of Portsmouth	25
City of Hampton	26
City of Virginia Beach	27
City of Newport News	28
York County	29
<b>Region 5</b>	<b>30</b>
Caroline County	32
King George County	33
Stafford County	35
<b>Region 6</b>	<b>36</b>
Arlington County	38
Fairfax County	39
Prince William County	41
<b>Region 7</b>	<b>42</b>
Albemarle County	44
City of Charlottesville	45
<b>Veterans &amp; Defense Support</b>	<b>46</b>
<b>Conclusion</b>	<b>48</b>
<b>Jurisdictions by Region</b>	<b>50</b>



# Virginia Military Facts



As the Secretary of Veterans and Defense Affairs, I commissioned this Factbook to share with Virginians how important the Department of Defense and defense industries are to the Commonwealth. The numbers below and those you will see throughout the document speak for

themselves. But more important to me is the fact that every one of our 95 counties and 38 independent cities benefits from the defense economy. This is one of many reasons why my office works hard on a daily basis to grow the military mission and take care of Virginia National Guard soldiers and airmen, the active duty service members and civilian military servants assigned to Virginia, our Coast Guardsmen, our veterans and retirees, and all of the military- and service-connected families who call the Commonwealth home.

## Total Statewide Economic Impact \$103.7 B

<b>Percent of Virginia Economy</b>	<b>19%</b>
<b>Direct, Indirect, &amp; Induced Jobs</b>	<b>885,220</b>
Buildings Owned by Military <sup>1</sup>	8,128
Total Acreage Owned (all installations) <sup>1</sup>	265,848
Plant Replacement Value <sup>1</sup>	\$61.6 B
Military Personnel <sup>2</sup>	130,547
Reserve Personnel <sup>2</sup>	17,671
National Guard Personnel <sup>2</sup>	8,587
Civilian Personnel <sup>2</sup>	96,726
Total Veterans in Virginia <sup>3</sup>	721,894
Total Military Retirees in Virginia <sup>4</sup>	158,280

<sup>1</sup> Department of Defense, Base Structures Report – FY 2018 Baseline

<sup>2</sup> Defense Manpower Data Center – Military and Civilian Personnel By Service / Agency by State / Country (Dec 2019)

<sup>3</sup> U.S. Department of Veterans Affairs, 2019

<sup>4</sup> Department of Defense, Office of the Actuary, 2019



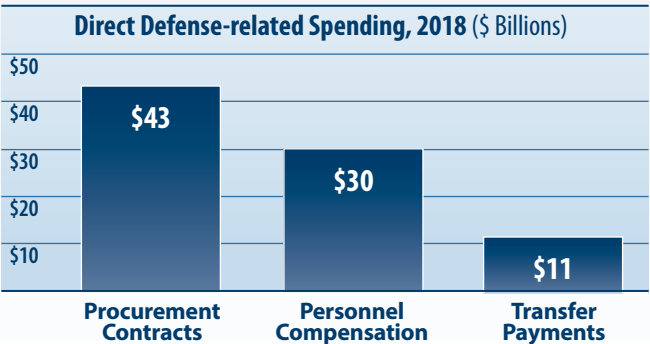
# Study Overview

To better understand the value-added economic impacts of defense-related spending flowing into and throughout the Commonwealth, the Secretary of Veterans and Defense Affairs commissioned a comprehensive economic impact assessment. This study examined the most recent federal defense-related spending data that included Department of Defense (DoD) and Homeland Security (DHS) contracts, annual compensation of all active duty and civilian personnel, National Guardsmen, and Reservists assigned to Virginia installations, and the monetary benefits provided to the veterans and military retirees who call Virginia home.

The study utilizes the IMPLAN input-output model to trace the multiplier effect associated with direct defense-related spending. As its name implies, the multiplier effect tracks how direct spending ripples (or multiplies) through the state economy generating additional spending effects, often called indirect and induced impacts. The impacts summarized in this factbook are jobs and Gross Regional Product. This method was purposefully chosen to accurately portray the value-added impact to the Commonwealth's economy.

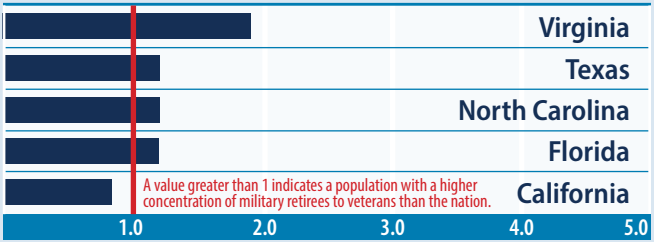
Data used in this study was provided by several federal and proprietary data sources, including:

- ★ U.S. Department of Defense
- ★ U.S. Department of Homeland Security
- ★ U.S. Department of the Treasury
- ★ U.S. Department of Veterans Affairs
- ★ U.S. Bureau of Economic Analysis
- ★ IMPLAN Input-output Model



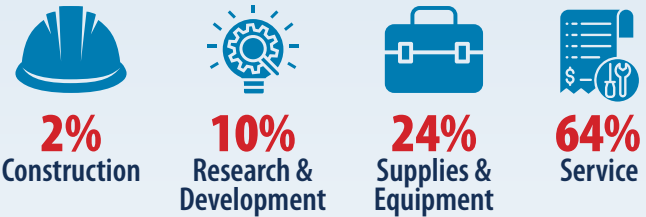
# Impacts by the Numbers

## Concentration of Military Retirees to Veterans

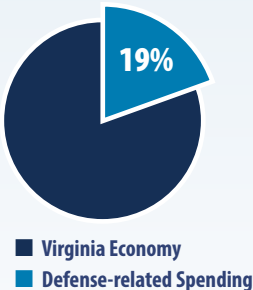


Virginia boasts the highest concentration of military retirees in the nation, nearly double the national average. This is important to the Commonwealth because retirees provide leadership in their communities, contribute to a highly skilled and well compensated workforce, and generate additional economic impacts across the Commonwealth.

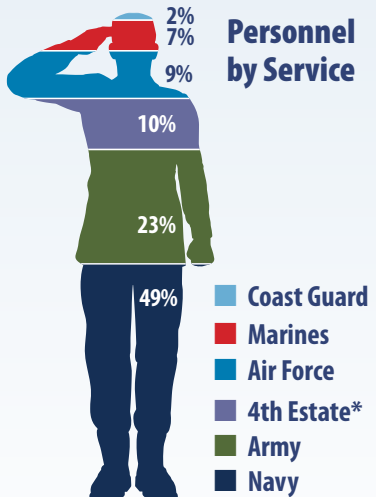
## Contract Values by Type



## Defense-related Spending



## Personnel by Service



\* Refers to personnel working in DoD agencies not directly tied to a military service, such as for the Office of the Secretary of Defense, Defense Commissary Agency, DARPA, etc.



# How Virginia Ranks Nationally



Virginia ranks

**1<sup>st</sup>** in DoD Contracts  
**AS A PERCENTAGE  
OF STATE ECONOMY**



Virginia ranks

**1<sup>st</sup>** in  
**PERCENTAGE OF  
FEMALE VETERANS**



Virginia ranks

**2<sup>nd</sup>** in  
**DoD/USCG  
PERSONNEL**



Virginia ranks

**3<sup>rd</sup>** largest  
**MILITARY RETIREE  
POPULATION**



# Virginia hosts a variety of missions critical to our Nation's defense

---

## Virginia is home to:

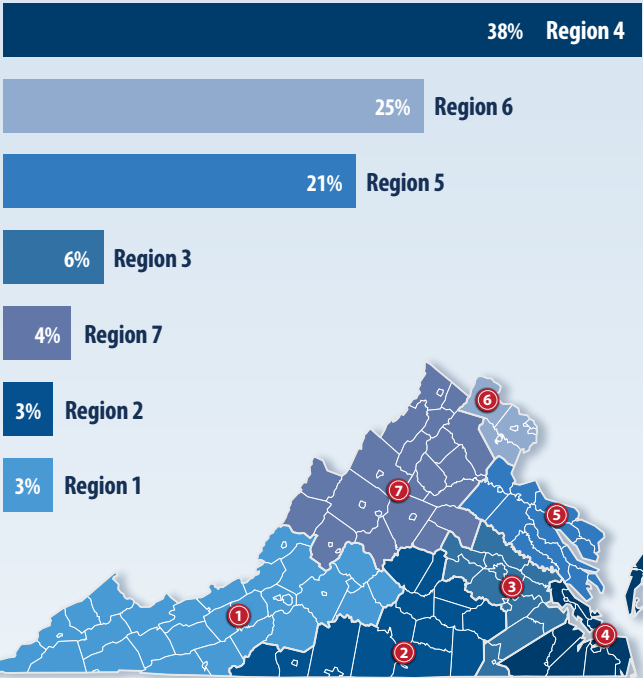
- ★ The Pentagon – headquarters of the Department of Defense
- ★ The National Guard Bureau – the federal instrument responsible for the administration of the United States National Guard
- ★ NATO's Allied Command Transformation – the only NATO headquarters located on U.S. soil
- ★ Major headquarters for the Army, Navy, Air Force, Marines, and Coast Guard
- ★ More Coast Guard personnel than any other state in the country
- ★ Three of the twelve joint bases in the Department of Defense – Joint Base Myer-Henderson Hall, Joint Base Langley-Eustis, and Joint Expeditionary Base Little Creek-Fort Story
- ★ The largest naval base in the world – Norfolk Naval Station
- ★ The longest continuously active air force base in the world – the Langley side of Joint Base Langley-Eustis
- ★ Rivanna Station – an interagency intelligence location hosting the Defense Intelligence Agency and the National Ground Intelligence Center
- ★ Some of the DoD's best military training ranges, including airspace that is 85% used by the military
- ★ The Potomac River Test Range Complex that consists of 715 acres of land and 169 square nautical miles of water
- ★ A world-class transportation hub, academic centers of excellence and a strong history and heritage of service
- ★ A specialized work force that is connected with the military missions



# State and Regional Impacts

## Defense Spending as a Percentage of Each Region's Economy

Percentage of Gross Regional Product



## Total Employment Impacts of Defense Activities

Number of Jobs Per Region

Region 6	415,160
Region 4	336,080
Region 3	55,090
Region 5	35,570
Region 7	20,460
Region 1	17,080
Region 2	5,780





# Statewide Economic Impact Estimates

## Statewide Economic Impacts *(in 2020 USD)*

<b>Total Economic Impact</b>	<b>\$103.7 B</b>
Percentage of Economy	19%
Total Jobs (Direct, Indirect, and Induced)	885,220
Average Defense-related Income	\$82,275
Average Income (Statewide)	\$64,101

## Direct Defense Spending *(in 2018 USD)*

Defense Contracts	\$43.0 B
Personnel Compensation	\$29.7 B
Pensions & Transfers	\$11.5 B
<b>Total Defense Spending</b>	<b>\$84.1 B</b>

## Impacts by Components *(in 2020 USD)*

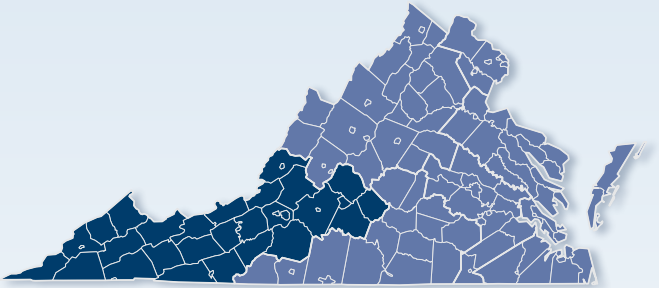
<b>Defense Contracts</b>	
Economic Impact	\$44.6 B
Jobs Supported	405,840
<b>Personnel Compensation</b>	
Economic Impact	\$50.6 B
Jobs Supported	382,520
<b>Pensions &amp; Transfers</b>	
Economic Impact	\$8.5 B
Jobs Supported	96,860

Source: U.S. Department of Defense, U.S. Department of Veterans Affairs, U.S. Department of Treasury, U.S. Department of Homeland Security, U.S. Bureau of Economic Analysis, IMPLAN version 5.



# Region 1

---



**T**he western most region of Virginia was home to just over 80,000 veterans and military retirees in 2018. Over \$1.5 billion in defense-related spending poured into the region, and about two thirds of that was in support of the veterans and retiree pensions and medical care. The region is home to the Radford Army Ammunition Plant (RAAP) and the Salem Veterans Affairs Medical Center, which both account for a significant portion of the overall spending. The region's defense contractors performed over \$450 million in defense contracts. As BAE Systems oversees operations at the RAAP, nearly 40% of all defense contracts performed in the region were executed by BAE, mostly within the ammunitions manufacturing and facilities support services industries. Combined, regional defense-related spending accounted for \$1.23 billion in gross regional product, supported over 17,000 total jobs, and was responsible for approximately 3% of the region's economy.



# Region 1 – Economic Impact Estimates

<b>Total Regional Economic Impacts</b> <i>(in 2020 USD)</i>	
<b>Regional Economic Impact</b>	<b>\$1.2 B</b>
Percentage of Economy	3%
Total Jobs (Direct, Indirect, and Induced)	17,080
Average Defense-related Income	\$47,641
Average Regional Income	\$46,241

<b>Direct Defense Spending</b> <i>(in 2018 USD)</i>	
Defense Contracts	\$458.6 M
Personnel Compensation	\$174.5 M
Pensions & Transfers	\$949.5 M
<b>Total Defense Spending</b>	<b>\$1.6 B</b>

<b>Impacts by Component</b> <i>(in 2020 USD)</i>	
<b>Defense Contracts</b>	
Economic Impact	\$252.8 M
Jobs Supported	2,460
<b>Personnel Compensation</b>	
Economic Impact	\$306.9 M
Jobs Supported	5,880
<b>Pensions &amp; Transfers</b>	
Economic Impact	\$671.5 M
Jobs Supported	8,740

*Source: U.S. Department of Defense, U.S. Department of Veterans Affairs, U.S. Department of Treasury, U.S. Department of Homeland Security, U.S. Bureau of Economic Analysis, IMPLAN version 5.*



# Region 1



## Home to:

- ★ Radford Army Ammunition Plant
- ★ Salem Veterans Affairs Medical Center

The Radford Army Ammunition Plant totals over 6,000 acres spread across Montgomery County, Pulaski County and immediately adjacent to the City of Radford. The plant was built in the 1940s to support the war effort. It has played an important role in every American conflict since then, and today is the core propellant-manufacturing facility for the Department of Defense. The plant is capable of producing mass quantities of solvent and solvent-less propellants to support direct fire, indirect fire, and rocket applications — all of which are critical components to supporting national defense.

## Montgomery County

### Total County Impact (in 2020 USD)

<b>County Economic Impact</b>	<b>\$114.3 M</b>
Percentage of Economy	3%
Total Jobs (Direct, Indirect, and Induced)	1,380
Average Defense-related Income	\$54,361
Average County Income	\$46,198

### Direct Defense Spending (in 2018 USD)

Defense Contracts	\$46.4 M
Personnel Compensation	\$19.6 M
Pensions & Transfers	\$32.7 M
<b>Total Defense Spending</b>	<b>\$98.7 M</b>

Source: U.S. Department of Defense, U.S. Department of Veterans Affairs, U.S. Department of Treasury, U.S. Department of Homeland Security, U.S. Bureau of Economic Analysis, IMPLAN version 5.



# Region 1

## City of Radford

### Total City Impact (in 2020 USD)

<b>City Economic Impact</b>	<b>\$136.4 M</b>
Percentage of Economy	10%
Total Jobs (Direct, Indirect, and Induced)	1,260
Average Defense-related Income	\$69,591
Average City Income	\$61,549

### Direct Defense Spending (in 2018 USD)

Defense Contracts	\$218.0 M
Personnel Compensation	\$8.9 M
Pensions & Transfers	\$6.6 M
<b>Total Defense Spending</b>	<b>\$233.5 M</b>

Source: U.S. Department of Defense, U.S. Department of Veterans Affairs, U.S. Department of Treasury, U.S. Department of Homeland Security, U.S. Bureau of Economic Analysis, IMPLAN version 5.

## Pulaski County

### Total County Impact (in 2020 USD)

<b>County Economic Impact</b>	<b>\$23.4 M</b>
Percentage of Economy	1%
Total Jobs (Direct, Indirect, and Induced)	380
Average Defense-related Income	\$41,428
Average County Income	\$48,789

### Direct Defense Spending (in 2018 USD)

Defense Contracts	\$2.1 M
Personnel Compensation	\$3.8 M
Pensions & Transfers	\$18.8 M
<b>Total Defense Spending</b>	<b>\$24.7 M</b>

Source: U.S. Department of Defense, U.S. Department of Veterans Affairs, U.S. Department of Treasury, U.S. Department of Homeland Security, U.S. Bureau of Economic Analysis, IMPLAN version 5.

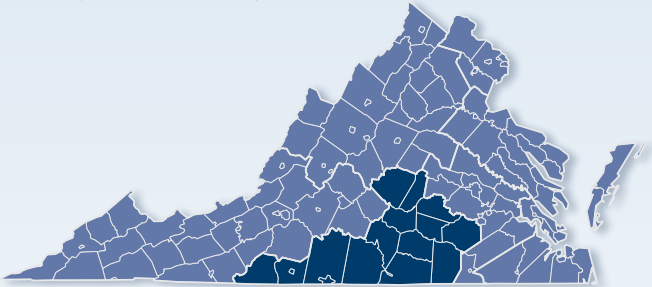


# Region 2

---



Fort Pickett Army National Guard Maneuver Training Center.



**R**egion 2 is home to the Fort Pickett Army National Guard Maneuver Training Center (MTC). In 2018, the region received nearly \$450 million in defense-related spending, with 75% (\$336 M) going to supporting the region’s 30,500 veterans and military retirees. The remaining \$112 million was split between National Guard personnel compensation and defense contracts performed in the region. Notable industries supported by defense contracts include measuring & dispensing pump manufacturing, research & development, ordnance manufacturing, data processing, hosting & related services, and switchgear & switchboard apparatus manufacturing. Combined, defense activities in this region supported roughly 5,800 total jobs (direct, indirect, induced), \$366 million in gross regional product, and constituted roughly 3% of the region’s economy.



# Region 2 – Economic Impact Estimates

## Total Regional Economic Impacts *(in 2020 USD)*

<b>Regional Economic Impact</b>	<b>\$366.0 M</b>
Percentage of Economy	3%
Total Jobs (Direct, Indirect, and Induced)	5,780
Average Defense-related Income	\$41,383
Average Regional Income	\$39,628

## Direct Defense Spending *(in 2018 USD)*

Defense Contracts	\$51.9 M
Personnel Compensation	\$60.8 M
Pensions & Transfers	\$336.0 M
<b>Total Defense Spending</b>	<b>\$448.7 M</b>

## Impacts by Component *(in 2020 USD)*

<b>Defense Contracts</b>	
Economic Impact	\$45.1 M
Jobs Supported	610
<b>Personnel Compensation</b>	
Economic Impact	\$106.0 M
Jobs Supported	1,990
<b>Pensions &amp; Transfers</b>	
Economic Impact	\$214.8 M
Jobs Supported	3,180

Source: U.S. Department of Defense, U.S. Department of Veterans Affairs, U.S. Department of Treasury, U.S. Department of Homeland Security, U.S. Bureau of Economic Analysis, IMPLAN version 5.



# Region 2



## Home to:

- ★ Fort Pickett Army National Guard Maneuver Training Center

Fort Pickett Army National Guard Maneuver Training Center (MTC) totals over 40,000 acres primarily spread across Brunswick, Nottoway, and Dinwiddie Counties. The MTC is an Army National Guard training facility serving soldiers from regional National Guard units, active military units from other installations, and soldiers from all branches of the military. The mission of the MTC is to provide realistic and challenging training to support soldier readiness and deployment missions all year round with the goal of becoming the 'Training Center of Excellence' for the East Coast.

## Nottoway County

### Total County Impact (in 2020 USD)

<b>County Economic Impact</b>	<b>\$18.3 M</b>
Percentage of Economy	4%
Total Jobs (Direct, Indirect, and Induced)	260
Average Defense-related Income	\$46,078
Average County Income	\$41,436

### Direct Defense Spending (in 2018 USD)

Defense Contracts	\$5.1 M
Personnel Compensation	\$2.7 M
Pensions & Transfers	\$13.1 M
<b>Total Defense Spending</b>	<b>\$20.9 M</b>

Source: U.S. Department of Defense, U.S. Department of Veterans Affairs, U.S. Department of Treasury, U.S. Department of Homeland Security, U.S. Bureau of Economic Analysis, IMPLAN version 5.





# Region 2

## Brunswick County

### Total County Impact (in 2020 USD)

<b>County Economic Impact</b>	<b>\$8.4 M</b>
Percentage of Economy	3%
Total Jobs (Direct, Indirect, and Induced)	250
Average Defense-related Income	\$19,942
Average County Income	\$34,918

### Direct Defense Spending (in 2018 USD)

Defense Contracts	\$0.2 M
Personnel Compensation	\$2.1 M
Pensions & Transfers	\$12.2 M
<b>Total Defense Spending</b>	<b>\$14.5 M</b>

Source: U.S. Department of Defense, U.S. Department of Veterans Affairs, U.S. Department of Treasury, U.S. Department of Homeland Security, U.S. Bureau of Economic Analysis, IMPLAN version 5.

## Dinwiddie County

### Total County Impact (in 2020 USD)

<b>County Economic Impact</b>	<b>\$22.3 M</b>
Percentage of Economy	3%
Total Jobs (Direct, Indirect, and Induced)	270
Average Defense-related Income	\$54,895
Average County Income	\$49,400

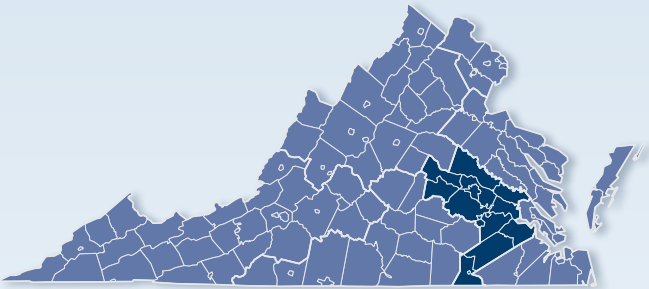
### Direct Defense Spending (in 2018 USD)

Defense Contracts	\$0.0 M
Personnel Compensation	\$2.6 M
Pensions & Transfers	\$22.4 M
<b>Total Defense Spending</b>	<b>\$25.1 M</b>

Source: U.S. Department of Defense, U.S. Department of Veterans Affairs, U.S. Department of Treasury, U.S. Department of Homeland Security, U.S. Bureau of Economic Analysis, IMPLAN version 5.



# Region 3



**T**his region is home to two prominent military installations: Fort Lee and Defense Supply Center Richmond, which includes DLA Aviation, as well as the Hunter Holmes McGuire VA Medical Center. In 2018, nearly \$4.4 billion in defense-related spending flowed into the region. While compensation at these installations accounts for the majority of this spending, the nearly 87,000 veterans and military retirees residing here have received \$1.23 B in transfer payments – nearly 28% of all defense-related spending.

Private sector defense contracts performed in the region constituted an additional 20% (\$875.7 M) of spending. Of the \$875.7 million in defense contracts, the medical equipment and supplies wholesalers industry accounted for just over \$300 million, or 37%. Additional notable private sector defense activities occurred in software publishing, custom computer programming & design services, other computer related services, facilities support services, and all other professional, scientific, and technical services industries. Combined, defense-related activities supported over 52,000 total jobs (direct, indirect, induced), generated over \$5.5 billion in gross regional product, and were responsible for roughly 6% of the region's economy.



# Region 3 – Economic Impact Estimates

<b>Total Regional Economic Impacts</b> <i>(in 2020 USD)</i>	
<b>Regional Economic Impact</b>	<b>\$5.6 B</b>
Percentage of Economy	6%
Total Jobs (Direct, Indirect, and Induced)	55,090
Average Defense-related Income	\$70,567
Average Regional Income	\$63,933

<b>Direct Defense Spending</b> <i>(in 2018 USD)</i>	
Defense Contracts	\$875.7 M
Personnel Compensation	\$2.2 M
Pensions & Transfers	\$1.2 M
<b>Total Defense Spending</b>	<b>\$4.3 B</b>

<b>Impacts by Component</b> <i>(in 2020 USD)</i>	
<b>Defense Contracts</b>	
Economic Impact	\$738.0 M
Jobs Supported	9,880
<b>Personnel Compensation</b>	
Economic Impact	\$3.8 B
Jobs Supported	33,400
<b>Pensions &amp; Transfers</b>	
Economic Impact	\$1.1 B
Jobs Supported	11,810

*Source: U.S. Department of Defense, U.S. Department of Veterans Affairs, U.S. Department of Treasury, U.S. Department of Homeland Security, U.S. Bureau of Economic Analysis, IMPLAN version 5.*



# Region 3

## Chesterfield County



### Home to:

- ★ Defense Supply Center Richmond

Defense Supply Center Richmond (DSCR) is home to Defense Logistics Agency (DLA) Aviation headquarters and consists of over 640 acres and 5.1 million square feet of covered / uncovered storage space utilized in their core mission to supply products in direct support of DoD aviation operations across all services. In addition to this mission, DSCR is responsible for the storage of approximately 1,200 tactical vehicles for United States foreign military sales and for managing the storage and handling of all DoD ozone depleting substances. DSCR is also home to the 102,000 square foot Virginia National Guard Bob Slaughter Headquarters facility that opened in May 2018. This facility houses the Adjutant General, the Virginia National Guard joint staff, and Air National Guard staff.

<b>Total County Impact</b> (in 2020 USD)	
<b>County Economic Impact</b>	<b>\$1.1 B</b>
Percentage of Economy	7%
Total Jobs (Direct, Indirect, and Induced)	11,560
Average Defense-related Income	\$66,571
Average County Income	\$50,323
<b>Direct Defense Spending</b> (in 2018 USD)	
Defense Contracts	\$56.7 M
Personnel Compensation	\$376.6 M
Pensions & Transfers	\$265.8 M
<b>Total Defense Spending</b>	<b>\$699.1 M</b>

Source: U.S. Department of Defense, U.S. Department of Veterans Affairs, U.S. Department of Treasury, U.S. Department of Homeland Security, U.S. Bureau of Economic Analysis, IMPLAN version 5.



# Region 3

## Prince George County



### Home to:

- ★ Fort Lee
- ★ Defense Commissary Agency
- ★ Defense Contract Management Agency

Fort Lee is home to the Combined Arms Support Command (CASCOM) and the Sustainment Center of Excellence, which is responsible for training, educating, and developing sustainment professionals capable of supporting large-scale combat operations. Approximately one third of all Army soldiers will either train or be stationed at Fort Lee during their careers. Fort Lee is also home to a number of other tenant units, including the headquarters for the Defense Contract Management Agency and the Defense Commissary Agency, which is responsible for operating a worldwide chain of commissaries that provide groceries to military personnel, retirees, and their families in a safe and secure shopping environment.

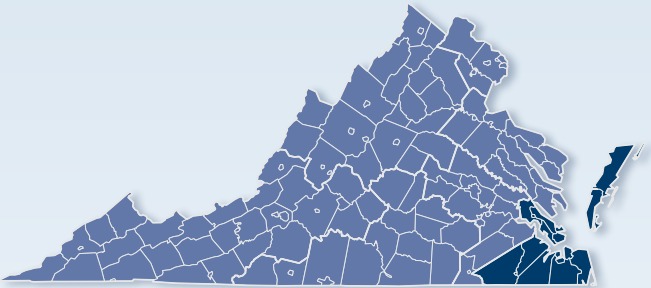
<b>Total County Impact</b> (in 2020 USD)	
<b>County Economic Impact</b>	<b>\$2.7 B</b>
Percentage of Economy	83%
Total Jobs (Direct, Indirect, and Induced)	25,030
Average Defense-related Income	\$78,545
Average County Income	\$75,941
<b>Direct Defense Spending</b> (in 2018 USD)	
Defense Contracts	\$321.7M
Personnel Compensation	\$1.5 B
Pensions & Transfers	\$49.7 M
<b>Total Defense Spending</b>	<b>\$1.9 B</b>

Source: U.S. Department of Defense, U.S. Department of Veterans Affairs, U.S. Department of Treasury, U.S. Department of Homeland Security, U.S. Bureau of Economic Analysis, IMPLAN version 5.



# Region 4

---



**T**he communities that make-up Region 4 collectively support 19 military installations representing five of the military services (Air Force, Army, Coast Guard, Marine Corps, and Navy). Two are joint bases. Region 4 is the only place in the country that hosts four different 4-star commands, including the Air Force's Air Combat Command, the Army's Training and Doctrine Command, the Navy's Fleet Forces Command, and NATO's Allied Command Transformation, which is also the only NATO headquarters located on U.S. soil. This region received just under \$29.8 billion in defense-related spending, with 48% (\$14.3 B) going toward military and civilian personnel and another 39% (\$11.5 B) in defense contracts. Unlike the previously discussed regions, veterans and military retirees residing here drive a much smaller share of the overall spend. Known for its maritime workforce, Region 4 draws on skilled tradesmen and a highly technical workforce to perform shipbuilding and repair operations, which account for approximately 33% of the defense-related contracts in this region. These same contracts support 21,000 jobs (direct, indirect, and induced), or 21% of all contract jobs in the region.



# Region 4 – Economic Impact Estimates

<b>Total Regional Economic Impacts</b> <i>(in 2020 USD)</i>	
<b>Regional Economic Impact</b>	<b>\$36.8 B</b>
Percentage of Economy	38%
Total Jobs (Direct, Indirect, and Induced)	336,080
Average Defense-related Income	\$77,700
Average Regional Income	\$57,052

<b>Direct Defense Spending</b> <i>(in 2018 USD)</i>	
Defense Contracts	\$11.5 B
Personnel Compensation	\$14.3 B
Pensions & Transfers	\$3.9 B
<b>Total Defense Spending</b>	<b>\$29.8 B</b>

<b>Impacts by Component</b> <i>(in 2020 USD)</i>	
<b>Defense Contracts</b>	
Economic Impact	\$9.0 B
Jobs Supported	98,510
<b>Personnel Compensation</b>	
Economic Impact	\$24.8 B
Jobs Supported	201,750
<b>Pensions &amp; Transfers</b>	
Economic Impact	\$3.0 B
Jobs Supported	35,820

*Source: U.S. Department of Defense, U.S. Department of Veterans Affairs, U.S. Department of Treasury, U.S. Department of Homeland Security, U.S. Bureau of Economic Analysis, IMPLAN version 5.*



# Region 4

## Accomack County



### Home to:

- ★ Surface Combat Systems Center Wallops Island
- ★ NOAA Wallops Command and Data Acquisition Station

Located on the eastern shore of Virginia, Surface Combat Systems Center (SCSC) Wallops Island is home to a critical Naval Sea Systems Command mission. With its array of radars and training ranges, SCSC is responsible for providing highly technical engineering and training support to the fleet. In addition to the Navy, SCSC Wallops Island is co-located with NASA who operates a range of assets from research aircraft, unmanned aerial systems, and high-altitude balloons to suborbital and orbital rockets that meet ongoing and emerging needs in the science, aerospace, defense, and commercial industries. Another key partner at Wallops is NOAA. The NOAA Wallops Command and Data Acquisition Station is one of only two NOAA facilities in the world that monitor the satellites that collect vital weather data for the nation.

<b>Total County Impact</b> (in 2020 USD)	
<b>County Economic Impact</b>	<b>\$144.7 M</b>
Percentage of Economy	10%
Total Jobs (Direct, Indirect, and Induced)	1,630
Average Defense-related Income	\$64,753
Average County Income	\$44,819
<b>Direct Defense Spending</b> (in 2018 USD)	
Defense Contracts	\$33.9 M
Personnel Compensation	\$53.8 M
Pensions & Transfers	\$16.8 M
<b>Total Defense Spending</b>	<b>\$104.5 M</b>

Source: U.S. Department of Defense, U.S. Department of Veterans Affairs, U.S. Department of Treasury, U.S. Department of Homeland Security, U.S. Bureau of Economic Analysis, IMPLAN version 5.





# Region 4

## City of Norfolk



### Home to:

- ★ Naval Station Norfolk
- ★ Naval Support Activity Hampton Roads
- ★ Headquarters NATO Allied Command Transformation
- ★ Headquarters U.S. Fleet Forces Command

The City of Norfolk is home to Naval Station Norfolk, the largest Navy installation in the world and homeport to all of the Navy's aircraft carriers on the East Coast as well as Military Sealift Command. Naval Support Activity Hampton Roads, also in Norfolk, provides support to a number of fleet headquarters, including U.S. Fleet Forces Command, U.S. Marine Corps Forces Command, Naval Submarine Forces Atlantic, Naval Surface Forces Atlantic, and Naval Air Forces Atlantic. In addition, Norfolk is home to NATO's Allied Command Transformation Headquarters, the only NATO Headquarters organization located in the United States. The U.S. Army Corp of Engineers also maintains one of its district offices in Norfolk.

### Total City Impact *(in 2020 USD)*

<b>City Economic Impact</b>	<b>\$14.8 B</b>
Percentage of Economy	65%
Total Jobs (Direct, Indirect, and Induced)	125,590
Average Defense-related Income	\$86,069
Average City Income	\$73,321

### Direct Defense Spending *(in 2018 USD)*

Defense Contracts	\$3.2 B
Personnel Compensation	\$6.6 B
Pensions & Transfers	\$229.3 M
<b>Total Defense Spending</b>	<b>\$10.1 B</b>

Source: U.S. Department of Defense, U.S. Department of Veterans Affairs, U.S. Department of Treasury, U.S. Department of Homeland Security, U.S. Bureau of Economic Analysis, IMPLAN version 5.



# Region 4

## City of Chesapeake



### Home to:

- ★ Naval Auxiliary Landing Field Fentress
- ★ Northwest Annex
- ★ St. Juliens Creek Annex

The City of Chesapeake is home to three particularly important assets which support the missions of the Navy. Naval Auxiliary Landing Field (NALF) Fentress, under the operational control of Naval Air Station Oceana, supports day and night field carrier landing practice operations by the Navy and Marine Corps F/A-18 Hornets. The Northwest Annex is home to the Relocatable Over the Horizon Radar (ROTHR) that primarily supports Department of Homeland Security surveillance of the Gulf of Mexico, Caribbean, and portions of the Atlantic. St. Juliens Creek Annex provides a radar-testing range as well as various administrative and warehousing facilities and light industrial shops for nearby Norfolk Naval Shipyard and other local naval activities.

<b>Total City Impact</b> (in 2020 USD)	
<b>City Economic Impact</b>	<b>\$1.0 B</b>
Percentage of Economy	10%
Total Jobs (Direct, Indirect, and Induced)	12,170
Average Defense-related Income	\$56,256
Average City Income	\$48,934
<b>Direct Defense Spending</b> (in 2018 USD)	
Defense Contracts	\$393.2 M
Personnel Compensation	\$187.3 M
Pensions & Transfers	\$280.2 M
<b>Total Defense Spending</b>	<b>\$860.7 M</b>

Source: U.S. Department of Defense, U.S. Department of Veterans Affairs, U.S. Department of Treasury, U.S. Department of Homeland Security, U.S. Bureau of Economic Analysis, IMPLAN version 5.



# Region 4

## City of Portsmouth



### Home to:

- ★ Norfolk Naval Shipyard
- ★ Naval Medical Center Portsmouth
- ★ Naval Supply Center Craney Island
- ★ USCG Atlantic Area Command
- ★ USCG 5th District

Portsmouth is home to several important Navy and Coast Guard (USCG) missions including Naval Medical Center Portsmouth, a top-tier, full-spectrum, medical center. Norfolk Naval Shipyard is the oldest of four U.S. Navy shipyards. The shipyard's ability to repair and overhaul ships quickly and efficiently has earned it numerous awards and the reputation of being the nation's number one shipyard. Other major missions include the Navy's largest fuel facility, Naval Supply Center Craney Island, the USCG Atlantic Area Command, which is responsible for USCG operations east of the Rockies all the way to the Middle East, and the USCG's 5th District, which ensures the safety and security of the oceans, coastal areas, and the marine transportation system within America's Mid-Atlantic Region.

### Total City Impact *(in 2020 USD)*

City Economic Impact	\$3.7 B
Percentage of Economy	62%
Total Jobs (Direct, Indirect, and Induced)	34,060
Average Defense-related Income	\$82,824
Average City Income	\$71,549

### Direct Defense Spending *(in 2018 USD)*

Defense Contracts	\$869.0 M
Personnel Compensation	\$1.8 B
Pensions & Transfers	\$96.5 M
<b>Total Defense Spending</b>	<b>\$2.8 B</b>

Source: U.S. Department of Defense, U.S. Department of Veterans Affairs, U.S. Department of Treasury, U.S. Department of Homeland Security, U.S. Bureau of Economic Analysis, IMPLAN version 5.



# Region 4

## City of Hampton



### Home to:

- ★ Joint Base Langley-Eustis
- ★ Air Combat Command
- ★ Hampton VA Medical Center

Joint Base Langley-Eustis (JBLE) was created as a result of 2005 Base Realignment and Closure actions by merging Langley AFB and Fort Eustis under the direction of the U.S. Air Force. The Langley portion of JBLE (JBLE-Langley) is located in the City of Hampton and the host unit is the 633rd Air Base Wing. JBLE Langley is home to Headquarters Air Combat Command, a four-star led Major Command serving as the primary provider of air combat forces to America’s warfighting commanders throughout the world. This installation is also home to both active and National Guard F-22 Fighter Wings as well as active and National Guard Intelligence, Surveillance and Reconnaissance Wings. Langley Field is the oldest continually active air force base in the world and the oldest airfield in Virginia.

### Total City Impact *(in 2020 USD)*

<b>City Economic Impact</b>	<b>\$3.4 B</b>
Percentage of Economy	50%
Total Jobs (Direct, Indirect, and Induced)	30,570
Average Defense-related Income	\$80,359
Average City Income	\$57,671

### Direct Defense Spending *(in 2018 USD)*

Defense Contracts	\$411.3 M
Personnel Compensation	\$1.6 B
Pensions & Transfers	\$263.1 M
<b>Total Defense Spending</b>	<b>\$2.3 B</b>

Source: U.S. Department of Defense, U.S. Department of Veterans Affairs, U.S. Department of Treasury, U.S. Department of Homeland Security, U.S. Bureau of Economic Analysis, IMPLAN version 5.



# Region 4

## City of Virginia Beach



### Home to:

- ★ Joint Expeditionary Base Little Creek-Fort Story
- ★ Naval Air Station Oceana and Dam Neck Annex
- ★ USCG Station Little Creek

Virginia Beach is home to Naval Air Station (NAS) Oceana and the Dam Neck Annex, Joint Expeditionary Base Little Creek-Fort Story (JEBLCFS) and U.S. Coast Guard (USCG) Station Little Creek. NAS Oceana serves as the Navy’s East Coast Master Jet Base and as the home to the F/A-18 Super Hornet. The mission of Dam Neck Annex is to attain the highest levels of fleet readiness by anticipating, developing, and providing the most effective specialized training and support services in response to fleet requirements. Joint Expeditionary Base Little Creek-Fort Story (JEBLCFS) is one of three Joint Bases in Virginia. JEBLCFS and its nearly 4,000 acres serve as the training site of choice for the nation’s Expeditionary Forces. Co-located with JEBLCFS is USCG Station Little Creek, which is responsible for sea rescue, maritime law-enforcement and homeland security missions along the east coast.

<b>Total City Impact</b> (in 2020 USD)	
<b>City Economic Impact</b>	<b>\$7.2 B</b>
Percentage of Economy	32%
Total Jobs (Direct, Indirect, and Induced)	68,570
Average Defense-related Income	\$68,409
Average City Income	\$51,109
<b>Direct Defense Spending</b> (in 2018 USD)	
Defense Contracts	\$3.3 B
Personnel Compensation	\$2.3 B
Pensions & Transfers	\$504.9 M
<b>Total Defense Spending</b>	<b>\$6.1 B</b>

Source: U.S. Department of Defense, U.S. Department of Veterans Affairs, U.S. Department of Treasury, U.S. Department of Homeland Security, U.S. Bureau of Economic Analysis, IMPLAN version 5.

# Region 4

## City of Newport News



### Home to:

- ★ Joint Base Langley-Eustis
- ★ US Army Training and Doctrine Command

Joint Base Langley-Eustis (JBLE) was created as a result of the 2005 Base Realignment and Closure action that merged Langley Air Force Base and Fort Eustis under the direction of the U.S. Air Force. The Fort Eustis portion of JBLE (JBLE-Eustis) is located in the City of Newport News, approximately 19 miles northwest of the 633rd Air Base Wing headquarters located on JBLE-Langley. JBLE-Eustis is home to U.S. Army Training and Doctrine Command (TRADOC) Headquarters, a four-star-led command responsible for recruiting, training, educating, developing and building the Army. The installation also hosts the 7th Transportation Brigade (Expeditionary), which is responsible for rapidly deploying to conduct expeditionary, inter-modal operations in support of unified land operations across the globe.

<b>Total City Impact</b> (in 2020 USD)	
<b>City Economic Impact</b>	<b>\$5.0 B</b>
Percentage of Economy	39%
Total Jobs (Direct, Indirect, and Induced)	44,860
Average Defense-related Income	\$78,545
Average City Income	\$63,507
<b>Direct Defense Spending</b> (in 2018 USD)	
Defense Contracts	\$2.8 B
Personnel Compensation	\$1.3 B
Pensions & Transfers	\$210.6 M
<b>Total Defense Spending</b>	<b>\$4.3 B</b>

Source: U.S. Department of Defense, U.S. Department of Veterans Affairs, U.S. Department of Treasury, U.S. Department of Homeland Security, U.S. Bureau of Economic Analysis, IMPLAN version 5.



# Region 4

## York County



### Home to:

- ★ Naval Weapons Station Yorktown
- ★ Cheatham Annex
- ★ Camp Peary
- ★ USCG Training Center Yorktown

York County is home to a number of important Navy and Coast Guard installations, including Naval Weapons Station Yorktown with more than 10,000 acres. These locations are responsible for providing responsive, quality support for explosive ordnance storage, maintenance, logistics, research and development, as well as support services for the Atlantic Fleet and joint commands. Two other installations of importance located in York County include Camp Peary and USCG Training Center Yorktown. Camp Peary is home to the Armed Forces Experimental Training Activity, while USCG Training Center Yorktown delivers resident, non-resident, and exportable training with the goal of optimizing workforce performance and unit readiness.

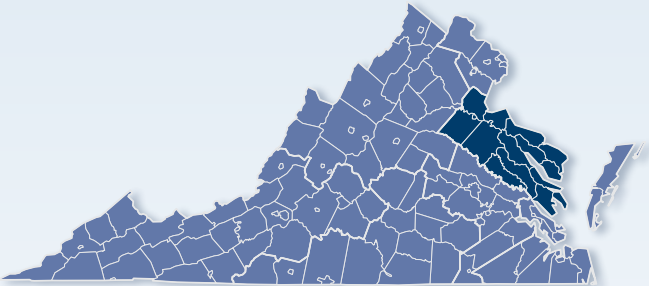
<b>Total County Impact</b> (in 2020 USD)	
<b>County Economic Impact</b>	<b>\$684.1 M</b>
Percentage of Economy	28%
Total Jobs (Direct, Indirect, and Induced)	8,290
Average Defense-related Income	\$59,259
Average County Income	\$43,783
<b>Direct Defense Spending</b> (in 20218 USD)	
Defense Contracts	\$161.2 M
Personnel Compensation	\$270.5 M
Pensions & Transfers	\$70.8 M
<b>Total Defense Spending</b>	<b>\$502.5 M</b>

Source: U.S. Department of Defense, U.S. Department of Veterans Affairs, U.S. Department of Treasury, U.S. Department of Homeland Security, U.S. Bureau of Economic Analysis, IMPLAN version 5.



# Region 5

---



**H**ome to NSF Dahlgren and Fort A.P. Hill, Region 5 attracted just over \$3.6 billion in defense-related spending in 2018. While personnel compensation constituted the largest share of spending (\$1.5 B), the nearly 60,000 veterans and military retirees residing in the region received 29% (\$1.05 B) of the total spending in the region. The remaining \$1.08 billion flowed through regional defense contractors performing defense activities. Making up nearly 60% of private-sector defense contracts performed in region, the engineering services and research and development industries generated the largest share of regional defense contracting work. Combined, the \$3.6 billion in defense-related spending supported 35,500 total jobs (direct, indirect, induced) and \$4 billion in gross regional product and was also responsible for 21% of the region's economy.





# Region 5 – Economic Impact Estimates

<b>Total Regional Economic Impacts</b> <i>(in 2020 USD)</i>	
<b>Regional Economic Impact</b>	<b>\$4.1 B</b>
Percentage of Economy	21%
Total Jobs (Direct, Indirect, and Induced)	35,570
Average Defense-related Income	\$81,414
Average Regional Income	\$48,801

<b>Direct Defense Spending</b> <i>(in 2018 USD)</i>	
Defense Contracts	\$1.1 B
Personnel Compensation	\$1.5 B
Pensions & Transfers	\$1.0 B
<b>Total Defense Spending</b>	<b>\$3.6 B</b>

<b>Impacts by Component</b> <i>(in 2020 USD)</i>	
<b>Defense Contracts</b>	
Economic Impact	\$938.1 M
Jobs Supported	11,100
<b>Personnel Compensation</b>	
Economic Impact	\$3.6 B
Jobs Supported	16,490
<b>Pensions &amp; Transfers</b>	
Economic Impact	\$691.9 M
Jobs Supported	7,980

*Source: U.S. Department of Defense, U.S. Department of Veterans Affairs, U.S. Department of Treasury, U.S. Department of Homeland Security, U.S. Bureau of Economic Analysis, IMPLAN version 5.*



# Region 5

## Caroline County



### Home to:

- ★ Fort A.P. Hill

Fort A.P. Hill totals over 74,000 acres in Caroline County. Fort A.P. Hill is a Regional Collective Training Center that provides innovative, flexible, and relevant training enablers in order to support Army, joint and inter-agency readiness. The vast amounts of training range make Fort A.P. Hill the location of choice for delivering adaptive training and base operations support in a dynamic environment. In addition, the installation also provides support to FEMA for contingency operations in the Mid-Atlantic and National Capital regions. The installation is used as a staging base and distribution point for essential supplies needed in the event of a natural or man-made disaster. From explosives training at the McMahan Explosive Ordnance Disposal Training Center to wildland fire mitigation, Fort A.P. Hill prides itself on providing “The Best Training and Support - Anywhere!”

<b>Total County Impact</b> (in 2020 USD)	
<b>County Economic Impact</b>	<b>\$112.9 M</b>
Percentage of Economy	16%
Total Jobs (Direct, Indirect, and Induced)	1,310
Average Defense-related Income	\$60,401
Average County Income	\$38,641
<b>Direct Defense Spending</b> (in 2018 USD)	
Defense Contracts	\$28.1 M
Personnel Compensation	\$46.4 M
Pensions & Transfers	\$23.6 M
<b>Total Defense Spending</b>	<b>\$98.2 M</b>

Source: U.S. Department of Defense, U.S. Department of Veterans Affairs, U.S. Department of Treasury, U.S. Department of Homeland Security, U.S. Bureau of Economic Analysis, IMPLAN version 5.



# Region 5

## King George County



### Home to:

#### ★ Naval Support Facility Dahlgren

Naval Support Facility (NSF) Dahlgren was initially established in 1918 on 4,000

acres bounded by the Potomac River and Machodoc Creek in King George County for the testing of naval guns. These tests took place along an 18-mile stretch of the Potomac River that is still in use as a test range today. What started as a gun test facility has since evolved and expanded. Today, NSA Dahlgren is home to multiple mission sets including the Naval Surface Warfare Center Dahlgren Division (NSWCDD) and Naval Support Activity (NSA) South Potomac. NSWCDD is the largest command at NSF Dahlgren and is responsible for research, development, test and evaluation, analysis, systems engineering, and the integration and certification of complex naval warfare systems. NSA South Potomac is one of six regional commands within Naval District Washington that provides shore installation management services for NSF Dahlgren and NSF Indian Head, MD.

### Total County Impact *(in 2020 USD)*

County Economic Impact	\$1.8 B
Percentage of Economy	96%
Total Jobs (Direct, Indirect, and Induced)	13,080
Average Defense-related Income	\$105,028
Average County Income	\$90,011

### Direct Defense Spending *(in 2018 USD)*

Defense Contracts	\$453.2 M
Personnel Compensation	\$868.8 M
Pensions & Transfers	\$23.8 M
<b>Total Defense Spending</b>	<b>\$1.3 B</b>

Source: U.S. Department of Defense, U.S. Department of Veterans Affairs, U.S. Department of Treasury, U.S. Department of Homeland Security, U.S. Bureau of Economic Analysis, IMPLAN version 5.





# Region 5

## Stafford County



### Home to:

- ★ Marine Corps Installations National Capital Region-Marine Corps Base Quantico

Marine Corps Installations National Capital Region-Marine Corps Base Quantico (MCINCR-MCBQ) is a world-class, joint-service training installation encompassing nearly 59,000 acres that extends into Stafford County (Region 5), Prince William County (Region 6) and Fauquier County (Region 7). The installation is considered the “Crossroads of the Marine Corps” because its missions touch the furthest reaches of the Corps. Decisions made by the Training and Education Command, the Weapons Training Battalion, or any of the other tenant units impact Marines aboard ships, fighting in the Middle East, or on guard duty at embassies across the globe. In addition to supporting the Corps, MCINCR-MCBQ supports over 30 different federal agencies, including hosting the primary training facilities for both the Federal Bureau of Investigation and the Drug Enforcement Administration.

### Total County Impact *(in 2020 USD)*

County Economic Impact	\$1.3 B
Percentage of Economy	21%
Total Jobs (Direct, Indirect, and Induced)	10,770
Average Defense-related Income	\$86,536
Average County Income	\$54,186

### Direct Defense Spending *(in 2018 USD)*

Defense Contracts	\$264.8 M
Personnel Compensation	\$498.3 M
Pensions & Transfers	\$214.6 M
<b>Total Defense Spending</b>	<b>\$977.7 M</b>

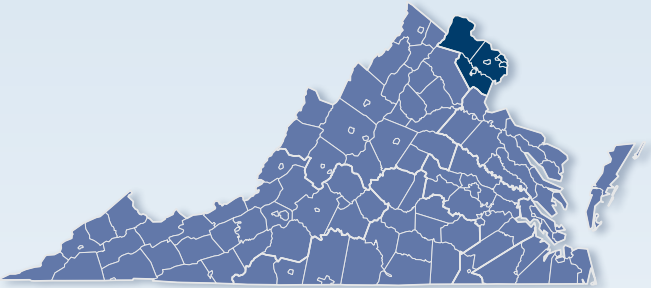
*Source: U.S. Department of Defense, U.S. Department of Veterans Affairs, U.S. Department of Treasury, U.S. Department of Homeland Security, U.S. Bureau of Economic Analysis, IMPLAN version 5.*



# Region 6



"The Pentagon" [<https://flic.kr/p/4m7mNY>] by David B. Gleason is licensed under CC BY-SA 2.0



**T**his region hosts several important Department of Defense assets, as well as national and strategic headquarters, including the Pentagon, Arlington National Cemetery, Joint Base Myer-Henderson Hall, Fort Belvoir, the National Guard Bureau, and parts of Marine Corps Installations National Capital Region-Marine Corps Base Quantico. Of the \$42.6 billion in direct defense-related spending received in 2018, 67% (\$28.4 B) flowed through defense contractors performing defense activities, with engineering services, computer systems design services, research and development, other computer-related services, management consulting services, and all other professional scientific and technical services making up more than 50% of defense contracts. With the region home to just over 163,000 veterans and military retirees, benefits received by them constituted about 8% (\$3.2 B) of total defense spending (\$42.6 B) in 2018. Approximately 26% (\$10.9 B) of the total spend went to military and civilian personnel compensation. When accounting for direct, indirect, and induced effects, the \$42.5 billion in direct spending supports roughly 415,160 jobs, generates \$53.9 billion in gross regional product, and drives approximately 25% of the region's economy.



# Region 6 – Economic Impact Estimates

<b>Total Regional Economic Impacts</b> <i>(in 2020 USD)</i>	
<b>Regional Economic Impact</b>	<b>\$53.9 B</b>
Percentage of Economy	25%
Total Jobs (Direct, Indirect, and Induced)	415,160
Average Defense-related Income	\$90,557
Average Regional Income	\$83,363

<b>Direct Defense Spending</b> <i>(in 2018 USD)</i>	
Defense Contracts	\$28.4 B
Personnel Compensation	\$10.9 B
Pensions & Transfers	\$3.2 B
<b>Total Defense Spending</b>	<b>\$42.6 B</b>

<b>Impacts by Component</b> <i>(in 2020 USD)</i>	
<b>Defense Contracts</b>	
Economic Impact	\$33.1 B
Jobs Supported	277,260
<b>Personnel Compensation</b>	
Economic Impact	\$18.4 B
Jobs Supported	114,450
<b>Pensions &amp; Transfers</b>	
Economic Impact	\$2.4 B
Jobs Supported	23,450

Source: U.S. Department of Defense, U.S. Department of Veterans Affairs, U.S. Department of Treasury, U.S. Department of Homeland Security, U.S. Bureau of Economic Analysis, IMPLAN version 5.



# Region 6

## Arlington County



### Home to:

- ★ The Pentagon
- ★ Joint Base Myer-Henderson Hall
- ★ Arlington National Cemetery
- ★ National Guard Bureau

Arlington County is home to some of the Department of Defense’s most treasured assets, including Arlington National Cemetery and the Pentagon, which houses the senior leadership for the DoD, including the Joint Chiefs of Staff. In addition, Joint Base Myer-Henderson Hall (JBM-HH) is located within Arlington County. JBM-HH hosts a number of important tenant organizations, including the U.S. Army Military District of Washington, National Defense University, and the heralded United States Army Band, “Pershing’s Own.” The National Guard Bureau, which maintains its headquarters in the county, is responsible for the administration of the United States National Guard as a joint bureau of the Department of the Army and the Department of the Air Force.

### Total County Impact *(in 2020 USD)*

County Economic Impact	\$11.8 B
Percentage of Economy	33%
Total Jobs (Direct, Indirect, and Induced)	72,220
Average Defense-related Income	\$126,068
Average City Income	\$106,094

### Direct Defense Spending *(in 2018 USD)*

Defense Contracts	\$4.0 B
Personnel Compensation	\$4.3 B
Pensions & Transfers	\$82.6 M
<b>Total Defense Spending</b>	<b>\$8.4 B</b>

Source: U.S. Department of Defense, U.S. Department of Veterans Affairs, U.S. Department of Treasury, U.S. Department of Homeland Security, U.S. Bureau of Economic Analysis, IMPLAN version 5.





# Region 6

## Fairfax County



### Home to:

- ★ Fort Belvoir
- ★ Defense Logistics Agency
- ★ Defense Threat Reduction Agency
- ★ National Geospatial-Intelligence Agency

Fort Belvoir is a strategic, sustaining base for America’s Army, making the work they do vital to the success of the goals and objectives of the nation’s defense strategy. No other Army installation can compare to Fort Belvoir and its mission to provide logistical and administrative support to such a diverse mix of commands, activities, and agencies that includes more than 145 mission partners and over 245,000 military and civilian personnel, retirees, and families. The Defense Logistics Agency manages the global supply chain for all services, 11 combatant commands, and allied nations, while the National Geospatial-Intelligence Agency delivers world-class geospatial intelligence to policymakers. Also at Fort Belvoir, the Defense Threat Reduction Agency enables the US and international partners to counter and deter weapons of mass destruction and improvised threat networks.

### Total County Impact *(in 2020 USD)*

<b>County Economic Impact</b>	<b>\$28.1 B</b>
Percentage of Economy	24%
Total Jobs (Direct, Indirect, and Induced)	221,710
Average Defense-related Income	\$83,043
Average County Income	\$90,454

### Direct Defense Spending *(in 2018 USD)*

Defense Contracts	\$18.6 B
Personnel Compensation	\$3.2 B
Pensions & Transfers	\$474.3 M
<b>Total Defense Spending</b>	<b>\$22.3 B</b>

Source: U.S. Department of Defense, U.S. Department of Veterans Affairs, U.S. Department of Treasury, U.S. Department of Homeland Security, U.S. Bureau of Economic Analysis, IMPLAN version 5.



# Region 6

## Prince William County



### Home to:

- ★ Marine Corps Installations National Capital Region-Marine Corps Base Quantico

Marine Corps Installations National Capital Region-Marine Corps Base Quantico (MCINCR-MCBQ) is a world-class joint service training installation encompassing nearly 59,000 acres in Stafford County (Region 5) and Prince William County (Region 6). MCINCR-MCBQ is considered the “Crossroads of the Marine Corps” because it is arguably the only command whose missions touch the furthest reaches of the Corps. Decisions made by the Training and Education Command, the Weapons Training Battalion, or any of the other tenant units can impact Marines aboard ships, fighting in the Middle East, or on guard duty at embassies across the globe. In addition to supporting the Corps, MCINCR-MCBQ supports over 30 different federal agencies, including the primary training facilities for both the Federal Bureau of Investigation and the Drug Enforcement Administration.

### Total County Impact *(in 2020 USD)*

<b>County Economic Impact</b>	<b>\$4.7 B</b>
Percentage of Economy	27%
Total Jobs (Direct, Indirect, and Induced)	48,130
Average Defense-related Income	\$68,434
Average County Income	\$51,981

### Direct Defense Spending *(in 2018 USD)*

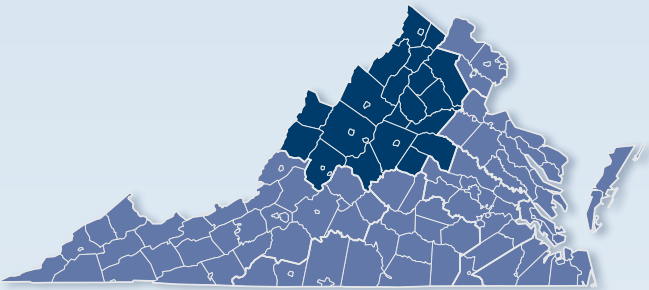
Defense Contracts	\$1.9 B
Personnel Compensation	\$1.6 B
Pensions & Transfers	\$357.9 M
<b>Total Defense Spending</b>	<b>\$3.9 B</b>

Source: U.S. Department of Defense, U.S. Department of Veterans Affairs, U.S. Department of Treasury, U.S. Department of Homeland Security, U.S. Bureau of Economic Analysis, IMPLAN version 5.



# Region 7

---



**T**his region is home to Rivanna Station and the U.S. Army’s Judge Advocate General’s Legal Center and School located at the University of Virginia in Charlottesville. In 2018, the region received just over \$1.8 billion in direct defense-related spending. Nearly 70,000 veterans and military retirees live in the region and received transfer payments accounting for roughly 25% (\$465 M) of these dollars, while 48% (\$846.7 M) went to personnel compensation and 29% (\$526 M) flowed through regional defense contractors. Contractors performed the vast majority of their contracts in the following industries: search, detection, navigation and nautical systems manufacturing, all other professional, scientific and technical services, engineering services, other computer-related services, computer systems design services, and research and development. In all, defense related spending supported roughly 20,000 total jobs (direct, indirect, induced), generated just over \$1.8 billion in gross regional product, and drove approximately 4% of the region’s economy.



# Region 7 – Economic Impact Estimates

## Total Regional Economic Impacts *(in 2020 USD)*

<b>Regional Economic Impact</b>	<b>\$1.8 B</b>
Percentage of Economy	4%
Total Jobs (Direct, Indirect, and Induced)	20,460
Average Defense-related Income	\$62,851
Average Regional Income	\$50,340

## Direct Defense Spending *(in 2018 USD)*

Defense Contracts	\$560.5 M
Personnel Compensation	\$499.2 M
Pensions & Transfers	\$747.9 M
<b>Total Defense Spending</b>	<b>\$1.8 B</b>

## Impacts by Component *(in 2020 USD)*

### Defense Contracts

Economic Impact	\$526.0 M
Jobs Supported	6,020

### Personnel Compensation

Economic Impact	\$846.7 M
Jobs Supported	8,560

### Pensions & Transfers

Economic Impact	\$465.8 M
Jobs Supported	5,880

Source: U.S. Department of Defense, U.S. Department of Veterans Affairs, U.S. Department of Treasury, U.S. Department of Homeland Security, U.S. Bureau of Economic Analysis, IMPLAN version 5.



# Region 7

## Albemarle County



### Home to:

- ★ Rivanna Station

Rivanna Station is one of four geographically separated locations that receive installation support from Fort Belvoir. The 76-acre property located at the foothills of the Blue Ridge Mountains is home to the National Ground Intelligence Center (NGIC), a division of the Army Intelligence and Security Command charged with evaluating military threats across the world. In addition to NGIC, Rivanna Station is home to other Intelligence Community partners including contingents supporting the Defense Intelligence Agency and the National Geospatial-Intelligence Agency. Rivanna Station is an asset of strategic importance to the intelligence community, with opportunities for expansion over the next several fiscal years.

### Total County Impact *(in 2020 USD)*

<b>County Economic Impact</b>	<b>\$567.2 M</b>
Percentage of Economy	7%
Total Jobs (Direct, Indirect, and Induced)	4,970
Average Defense-related Income	\$82,866
Average County Income	\$63,019

### Direct Defense Spending *(in 2018 USD)*

Defense Contracts	\$182.0 M
Personnel Compensation	\$192.8 M
Pensions & Transfers	\$29.0 M
<b>Total Defense Spending</b>	<b>\$403.9 M</b>

Source: U.S. Department of Defense, U.S. Department of Veterans Affairs, U.S. Department of Treasury, U.S. Department of Homeland Security, U.S. Bureau of Economic Analysis, IMPLAN version 5.



# Region 7

## City of Charlottesville



### Home to:

- ★ The Judge Advocate General's Legal Center and School

The Judge Advocate General's Legal Center and School (TJAGLCS) is located on the North Grounds of the University of Virginia, in the heart of historic Charlottesville. TJAGLCS develops capabilities and doctrine for the Army Judge Advocate General's Corps (JAGC). TJAGLCS seeks to be the premier legal institution in the federal government, providing legal education, strategic planning, and collection and integration of lessons learned for the Army Judge Advocate General's Corps. Capitalizing on access to the world-class facilities of a major public university, the TJAGLCS provides exceptional service to the sister services, DoD, and national leaders who attend the courses and visit the institution.

<b>Total City Impact</b> (in 2020 USD)	
<b>City Economic Impact</b>	<b>\$144.0 M</b>
Percentage of Economy	3%
Total Jobs (Direct, Indirect, and Induced)	1,270
Average Defense-related Income	\$78,024
Average City Income	\$64,401
<b>Direct Defense Spending</b> (in 2018 USD)	
Defense Contracts	\$43.2 M
Personnel Compensation	\$47.2 M
Pensions & Transfers	\$13.6 M
<b>Total Defense Spending</b>	<b>\$104.1 M</b>

Source: U.S. Department of Defense, U.S. Department of Veterans Affairs, U.S. Department of Treasury, U.S. Department of Homeland Security, U.S. Bureau of Economic Analysis, IMPLAN version 5.



# Veterans & Defense Support

## Virginia Governor

### SECRETARY OF VETERANS AND DEFENSE AFFAIRS

Department  
of Veteran  
Services

Virginia  
Department  
of Military  
Affairs

Veteran  
Service  
Foundation

The Secretary of Veterans and Defense Affairs serves Virginia's Veterans and their family members by ensuring they receive timely transition, employment and education assistance, benefits, health care and long-term care, and the recognition they have earned through service to our Nation and the Commonwealth. The Secretariat also serves as the primary liaison for the Commonwealth to the United States Department of Defense and its military communities. It leads the Governor's initiatives focused on relationship building with and support of our military and defense installations and the communities surrounding them.

## Striving to Be More Military Friendly

The Commonwealth of Virginia was named "Best State for Military Retirees" the past two years in a row by Wallethub. The areas considered for that ranking were economic environment, quality of life, and health care. In recognition of our goal of continuous improvement, we commissioned a comprehensive military friendly report that compared more than 1,000 different programs and policies involving taxation, education, advocacy & assistance, monetary benefits, and employment across multiple states. Importantly, we surveyed constituents to identify which areas are most important to Virginians so we could focus our efforts on areas of importance to those we serve.

The results of the analysis show that the Commonwealth ranks as one of the best states for support to the military by many standards, but we have opportunities to improve in others. Armed with this information, we identified gaps in the benefits offered to military members, veterans and their families. More







importantly, we now have a roadmap to eliminate those gaps through a series of targeted recommendations. We have addressed some of these issues, such as streamlining license reciprocity for military spouses, allowing military families to select which school in the district their children attend, and facilitating early registration in school programs for military families moving into the Commonwealth. We continue to look at childcare, education, and recreational opportunities as areas where we can work to distinguish the Commonwealth as the state of choice for service members and their families.



# Conclusion

---

The Commonwealth of Virginia continues to play a major role with respect to our Nation's defense. We are proud of the vast array of installations and military assets located and supported across the Commonwealth. These ongoing missions serve as a reminder that throughout history, Virginians have continued to answer the call and look for ways to serve our great Nation.

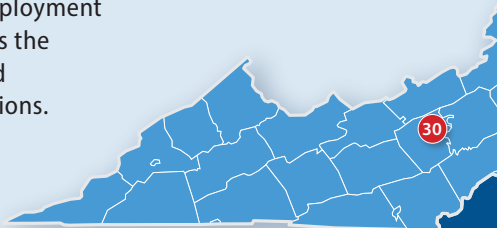
This Factbook enumerates the details associated with defense-related employment and spending across the Commonwealth and subdivided into regions.

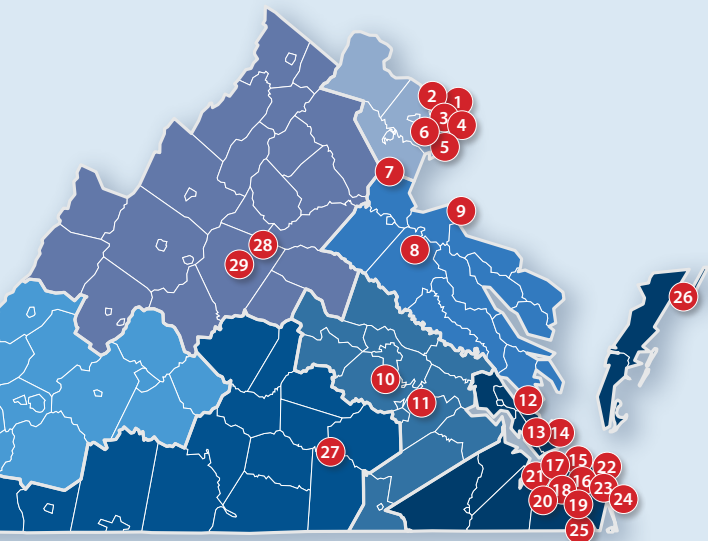
This information illustrates the value defense-related

industries and our veterans provide to the economies of every region in Virginia. As such, it remains important that we continue to address how to maintain the current missions, as well as find ways to grow new missions that not only support our Nation's defense, but also provide economic opportunities to our communities. The connection between the Commonwealth and our uniformed services is strong, mutually beneficial, and inextricably linked. We must continue to nurture these bonds.

Virginia will not rest on her laurels. Despite the superlative national rankings and stature, the Commonwealth endeavors to do more and to be better across the spectrum of services provided to those who have worn the cloth of the Nation and their families. My office, Veterans and Defense Affairs, will continue to actively implement the recommendations captured in our strategic plan with the goal of growing the military missions in the Commonwealth, so we remain at the top for years to come.

This Factbook should be shared broadly across our 95 counties and 38 independent cities. Every Virginian deserves to know the importance of our contributions to our Nation's defense and homeland security missions.





## Virginia Military Installations

1. The Pentagon
2. Joint Base Ft. Myer-Henderson Hall
3. Army National Guard Readiness Center
4. Defense Advanced Research Projects Agency
5. Fort Belvoir
6. National Geospatial Agency
7. Marine Corps Base Quantico
8. Fort A.P. Hill
9. Naval Support Facility Dahlgren
10. Defense General Supply Center Richmond
11. Fort Lee
12. Naval Weapons Station Yorktown
13. Fort Eustis (JBLE)
14. Langley Air Force Base (JBLE)
15. Naval Station Norfolk
16. Norfolk District, U.S. Army Corps of Engineers
17. Naval Support Activity Hampton Roads
18. Coast Guard Atlantic Area & Fifth Coast Guard District
19. Norfolk Naval Shipyard
20. Naval Medical Center Portsmouth
21. USCG Base Portsmouth
22. Joint Expeditionary Base Little Creek-Fort Story
23. Naval Air Station Oceana
24. Dam Neck Annex
25. NSA Northwest Annex
26. Surface Combat Systems Center Wallops Island
27. Fort Pickett
28. Rivanna Station
29. The Judge Advocate General's Legal Center and School
30. Radford Army Ammunition Plant



# Jurisdictions by Region

Region	County	Region	County
1	Alleghany	2	Amelia
	Amherst		Brunswick
	Appomattox		Buckingham
	Bedford		Charlotte
	Bland		Cumberland
	Botetourt		Danville (City)
	Bristol (City)		Dinwiddie
	Buchanan		Halifax
	Campbell		Henry
	Carroll		Lunenburg
	Covington (City)		Martinsville (City)
	Craig		Mecklenburg
	Dickenson		Nottoway
	Floyd		Patrick
	Franklin		Pittsylvania
	Galax (City)		Prince Edward
	Giles		Charles City
	Grayson	Chesterfield	
	Lee	Colonial Heights (City)	
	Lynchburg (City)	Emporia (City)	
	Montgomery	Goochland	
	Norton (City)	Greensville	
	Pulaski	Hanover	
	Radford (City)	Henrico	
	Roanoke	Hopewell (City)	
	Roanoke (City)	New Kent	
	Russell	Petersburg (City)	
	Salem (City)	Powhatan	
Scott	Prince George		
Smyth	Richmond (City)		
Tazewell	Surry		
Washington	Sussex		
Wise			
Wythe			
		3	



**Region County**

**4**

Accomack  
Chesapeake (City)  
Franklin (City)  
Hampton (City)  
Isle Of Wight  
James City  
Newport News (City)  
Norfolk (City)  
Northampton  
Poquoson (City)  
Portsmouth (City)  
Southampton  
Suffolk (City)  
Virginia Beach (City)  
Williamsburg (City)  
York

**5**

Caroline  
Essex  
Fredericksburg (City)  
Gloucester  
King And Queen  
King George  
King William  
Lancaster  
Mathews  
Middlesex  
Northumberland  
Richmond  
Spotsylvania  
Stafford  
Westmoreland

**Region County**

**6**

Alexandria (City)  
Arlington  
Fairfax  
Fairfax (City)  
Falls Church (City)  
Loudoun  
Manassas (City)  
Manassas Park (City)  
Prince William

**7**

Albemarle  
Augusta  
Bath  
Buena Vista (City)  
Charlottesville (City)  
Clarke  
Culpeper  
Fauquier  
Fluvanna  
Frederick  
Greene  
Harrisonburg (City)  
Highland  
Lexington (City)  
Louisa  
Madison  
Nelson  
Orange  
Page  
Rappahannock  
Rockbridge  
Rockingham  
Shenandoah  
Staunton (City)  
Warren  
Waynesboro (City)  
Winchester (City)







FF  
AF 03042



Prepared by:



**For more information, contact:**

Secretary of Veterans and Defense Affairs

E-Mail: [VADA@Governor.Virginia.gov](mailto:VADA@Governor.Virginia.gov)

Phone: 804.225.3623

[www.vada.virginia.gov](http://www.vada.virginia.gov)

